



Print on Cardstock and laminate for protection. Cut along the dotted lines between each letter. Use Heart Pages for sight words © Donnette E Davis © 2009
www.staidenshomeschool.com



Print on Cardstock and laminate for protection. Cut along the dotted lines between each letter. Use Heart Pages for sight words © Donnette E Davis © 2009
www.staidenshomeschool.com



Print on Cardstock and laminate for protection. Cut along the dotted lines between each letter. Use Heart Pages for sight words © Donnette E Davis © 2009
www.staidenshomeschool.com




Print on Cardstock and laminate for protection. Cut along the dotted lines between each letter. Use Heart Pages for sight words © Donnette E Davis © 2009
www.staidenshomeschool.com




Print on Cardstock and laminate for protection. Cut along the dotted lines between each letter. Use Heart Pages for sight words © Donnette E Davis © 2009
www.staidenshomeschool.com



Print on Cardstock and laminate for protection. Cut along the dotted lines between each letter. Use Heart Pages for sight words © Donnette E Davis © 2009
www.staidenshomeschool.com



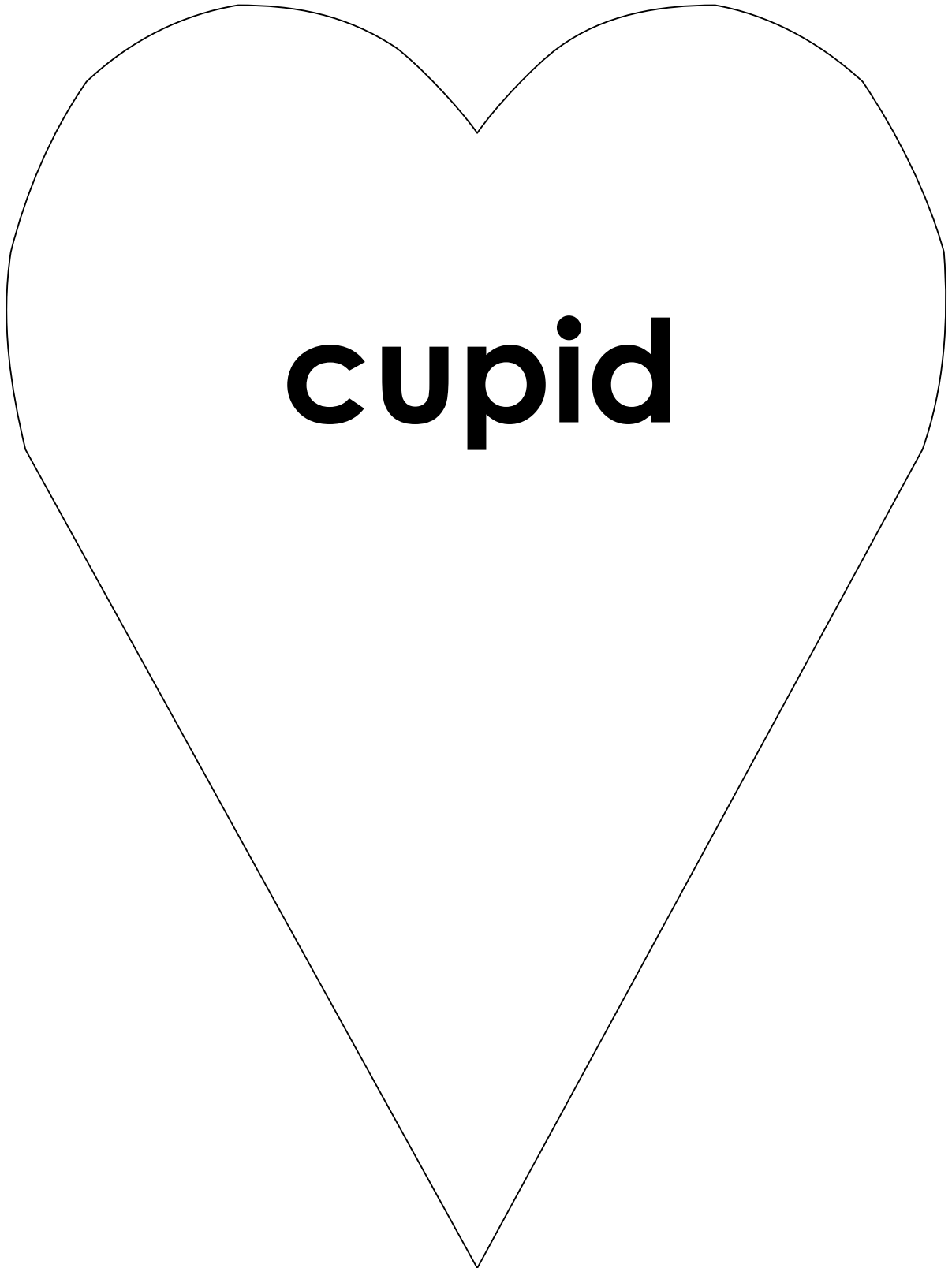
Print on Cardstock and laminate for protection. Cut along the dotted lines between each letter. Use Heart Pages for sight words © Donnette E Davis © 2009
www.staidenshomeschool.com



Print on Cardstock and laminate for protection. Cut along the dotted lines between each letter. Use Heart Pages for sight words © Donnette E Davis © 2009
www.staidenshomeschool.com




Print on Cardstock and laminate for protection. Cut along the dotted lines between each letter. Use Heart Pages for sight words © Donnette E Davis © 2009
www.staidenshomeschool.com




Print on Cardstock and laminate for protection. Cut along the dotted lines between each letter. Use Heart Pages for sight words © Donnette E Davis © 2009
www.staidenshomeschool.com



Print on Cardstock and laminate for protection. Cut along the dotted lines between each letter. Use Heart Pages for sight words © Donnette E Davis © 2009
www.staidenshomeschool.com




Print on Cardstock and laminate for protection. Cut along the dotted lines between each letter. Use Heart Pages for sight words © Donnette E Davis © 2009
www.staidenshomeschool.com




Print on Cardstock and laminate for protection. Cut along the dotted lines between each letter. Use Heart Pages for sight words © Donnette E Davis © 2009
www.staidenshomeschool.com




Print on Cardstock and laminate for protection. Cut along the dotted lines between each letter. Use Heart Pages for sight words © Donnette E Davis © 2009
www.staidenshomeschool.com




Print on Cardstock and laminate for protection. Cut along the dotted lines between each letter. Use Heart Pages for sight words © Donnette E Davis © 2009
www.staidenshomeschool.com



Print on Cardstock and laminate for protection. Cut along the dotted lines between each letter. Use Heart Pages for sight words © Donnette E Davis © 2009
www.staidenshomeschool.com




Print on Cardstock and laminate for protection. Cut along the dotted lines between each letter. Use Heart Pages for sight words © Donnette E Davis © 2009
www.staidenshomeschool.com




Print on Cardstock and laminate for protection. Cut along the dotted lines between each letter. Use Heart Pages for sight words © Donnette E Davis © 2009
www.staidenshomeschool.com




Print on Cardstock and laminate for protection. Cut along the dotted lines between each letter. Use Heart Pages for sight words © Donnette E Davis © 2009
www.staidenshomeschool.com




Print on Cardstock and laminate for protection. Cut along the dotted lines between each letter. Use Heart Pages for sight words © Donnette E Davis © 2009
www.staidenshomeschool.com




Print on Cardstock and laminate for protection. Cut along the dotted lines between each letter. Use Heart Pages for sight words © Donnette E Davis © 2009
www.staidenshomeschool.com



Print on Cardstock and laminate for protection. Cut along the dotted lines between each letter. Use Heart Pages for sight words © Donnette E Davis © 2009
www.staidenshomeschool.com



Print on Cardstock and laminate for protection. Cut along the dotted lines between each letter. Use Heart Pages for sight words © Donnette E Davis © 2009
www.staidenshomeschool.com



Print on Cardstock and laminate for protection. Cut along the dotted lines between each letter. Use Heart Pages for sight words © Donnette E Davis © 2009
www.staidenshomeschool.com



Print on Cardstock and laminate for protection. Cut along the dotted lines between each letter. Use Heart Pages for sight words © Donnette E Davis © 2009
www.staidenshomeschool.com



**Happy
Valentine's
Day**

Print on Cardstock and laminate for protection. Cut along the dotted lines between each letter. Use Heart Pages for sight words © Donnette E Davis © 2009
www.staidenshomeschool.com



Print on Cardstock and laminate for protection. Cut along the dotted lines between each letter. Use Heart Pages for sight words © Donnette E Davis © 2009
www.staidenshomeschool.com



Print on Cardstock and laminate for protection. Cut along the dotted lines between each letter. Use Heart Pages for sight words © Donnette E Davis © 2009
www.staidenshomeschool.com



Print on Cardstock and laminate for protection. Cut along the dotted lines between each letter. Use Heart Pages for sight words © Donnette E Davis © 2009
www.staidenshomeschool.com




Print on Cardstock and laminate for protection. Cut along the dotted lines between each letter. Use Heart Pages for sight words © Donnette E Davis © 2009
www.staidenshomeschool.com



Print on Cardstock and laminate for protection. Cut along the dotted lines between each letter. Use Heart Pages for sight words © Donnette E Davis © 2009
www.staidenshomeschool.com



Print on Cardstock and laminate for protection. Cut along the dotted lines between each letter. Use Heart Pages for sight words © Donnette E Davis © 2009
www.staidenshomeschool.com



Print on Cardstock and laminate for protection. Cut along the dotted lines between each letter. Use Heart Pages for sight words © Donnette E Davis © 2009
www.staidenshomeschool.com