
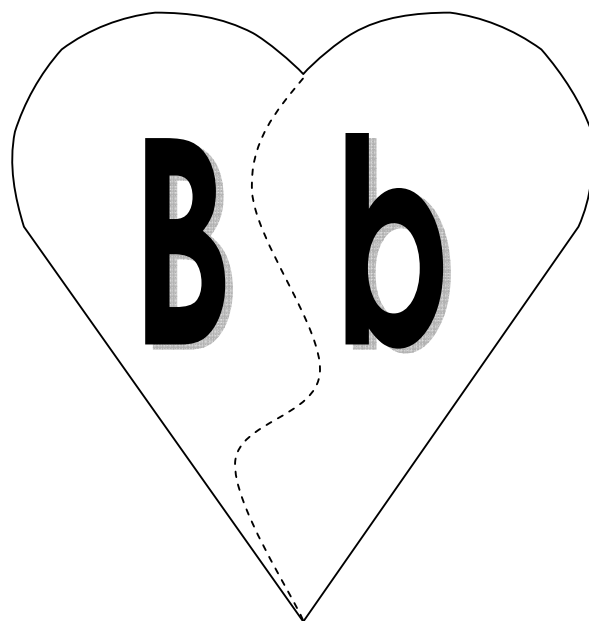



www.staidenshomeschool.com



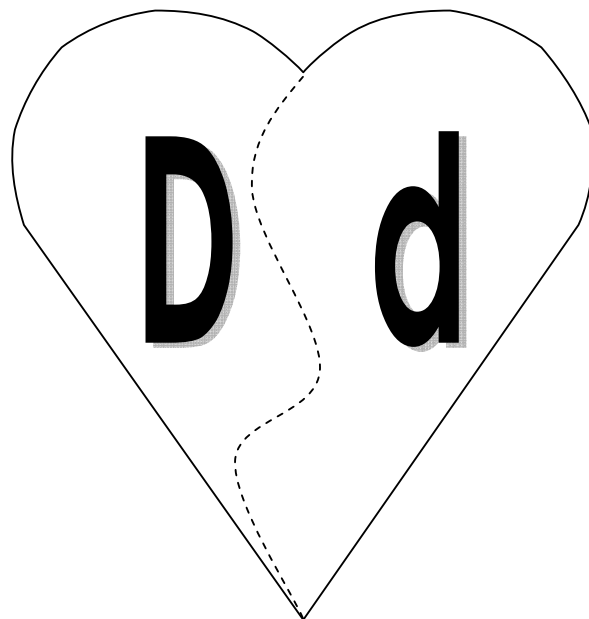
www.staidenshomeschool.com



www.staidenshomeschool.com




www.staidenshomeschool.com




Print on Cardstock and laminate for protection. Cut along the dotted lines between each letter. Use Puzzle Pieces for Lower and Upper Case Alphabet Practice ©  
Donnette E Davis © 2009


www.staidenshomeschool.com



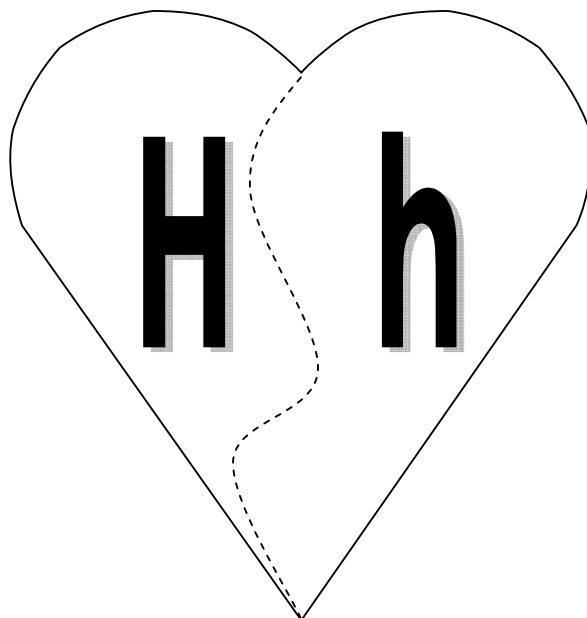
www.staidenshomeschool.com



www.staidenshomeschool.com

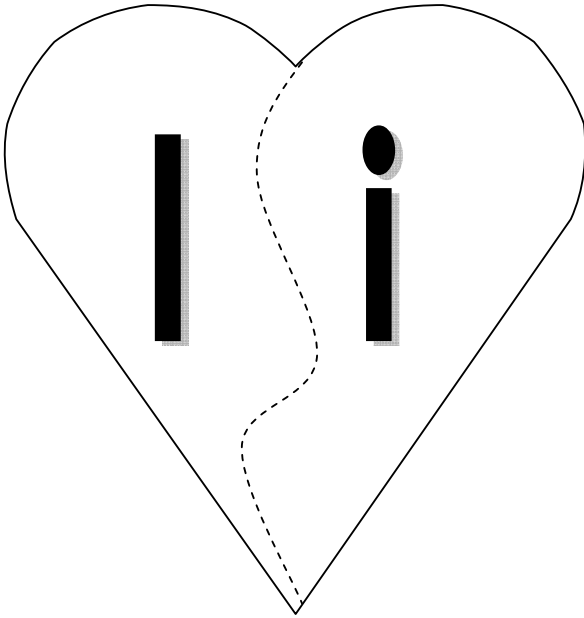


www.staidenshomeschool.com




Print on Cardstock and laminate for protection. Cut along the dotted lines between each letter. Use Puzzle Pieces for Lower and Upper Case Alphabet Practice ©  
Donnette E Davis © 2009


www.staidenshomeschool.com



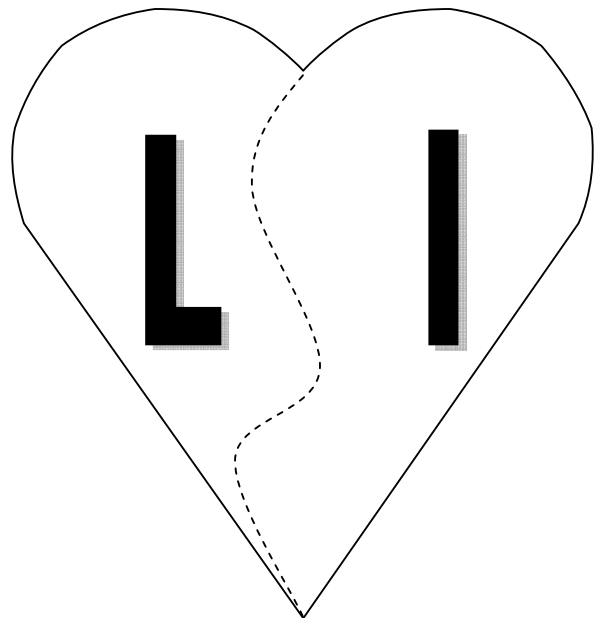
www.staidenshomeschool.com



www.staidenshomeschool.com




www.staidenshomeschool.com

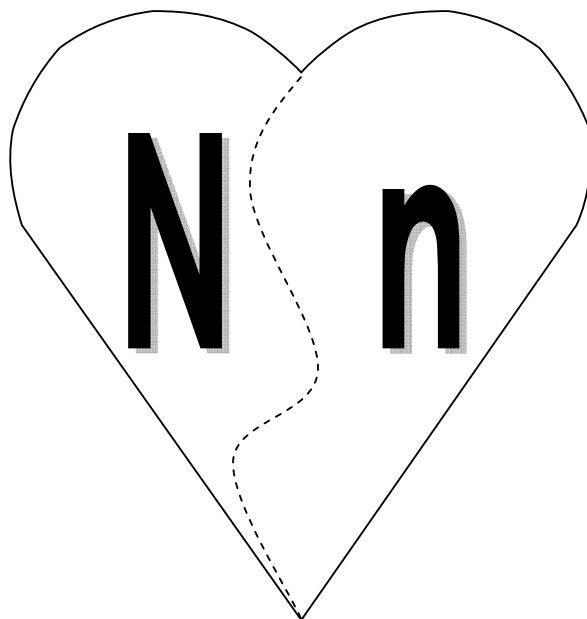


Print on Cardstock and laminate for protection. Cut along the dotted lines between each letter. Use Puzzle Pieces for Lower and Upper Case Alphabet Practice ©  
Donnette E Davis © 2009

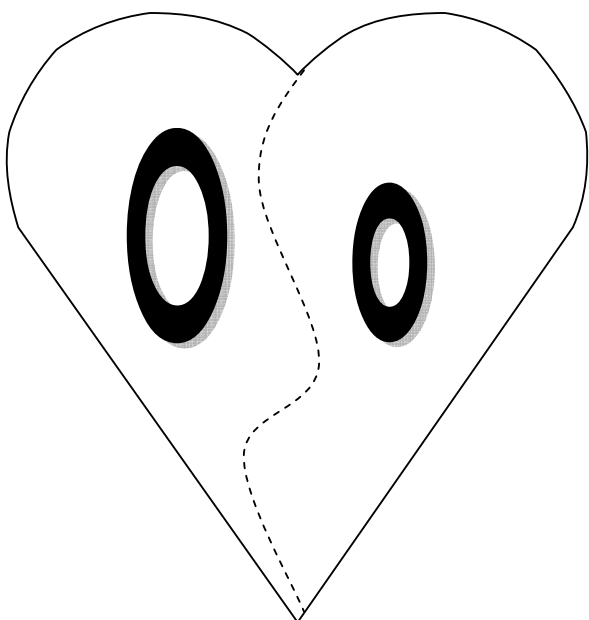
www.staidenshomeschool.com




www.staidenshomeschool.com



www.staidenshomeschool.com




www.staidenshomeschool.com




Print on Cardstock and laminate for protection. Cut along the dotted lines between each letter. Use Puzzle Pieces for Lower and Upper Case Alphabet Practice ©  
Donnette E Davis © 2009


www.staidenshomeschool.com



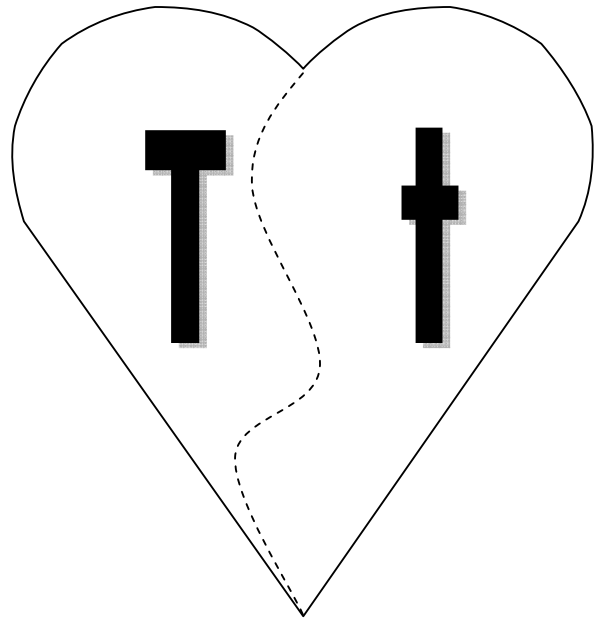
www.staidenshomeschool.com



www.staidenshomeschool.com




www.staidenshomeschool.com




Print on Cardstock and laminate for protection. Cut along the dotted lines between each letter. Use Puzzle Pieces for Lower and Upper Case Alphabet Practice © Donnette E Davis © 2009


www.staidenshomeschool.com




www.staidenshomeschool.com



www.staidenshomeschool.com




www.staidenshomeschool.com




Print on Cardstock and laminate for protection. Cut along the dotted lines between each letter. Use Puzzle Pieces for Lower and Upper Case Alphabet Practice ©  
Donnette E Davis © 2009

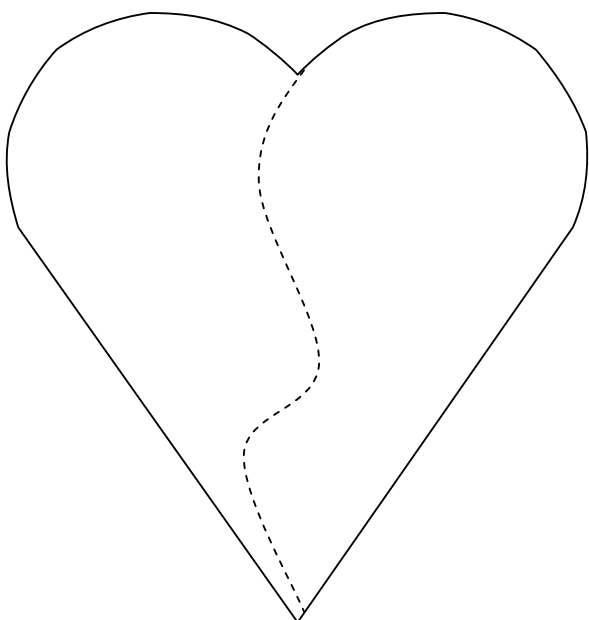
www.staidenshomeschool.com



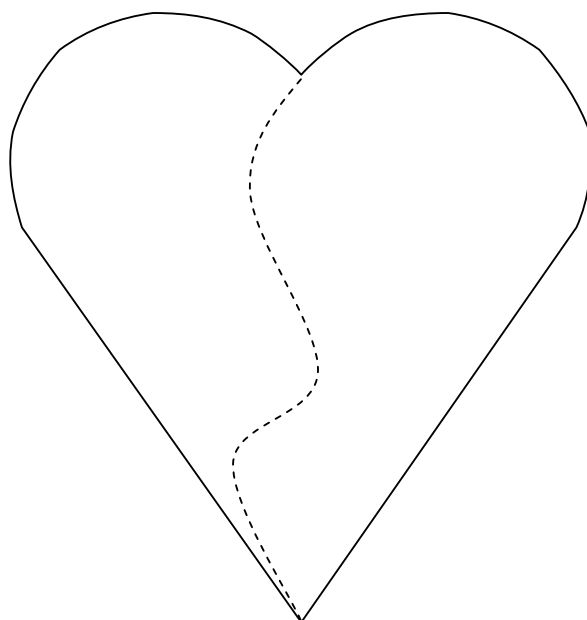
www.staidenshomeschool.com



www.staidenshomeschool.com



www.staidenshomeschool.com



Print on Cardstock and laminate for protection. Cut along the dotted lines between each letter. Use Puzzle Pieces for Lower and Upper Case Alphabet Practice ©  
Donnette E Davis © 2009