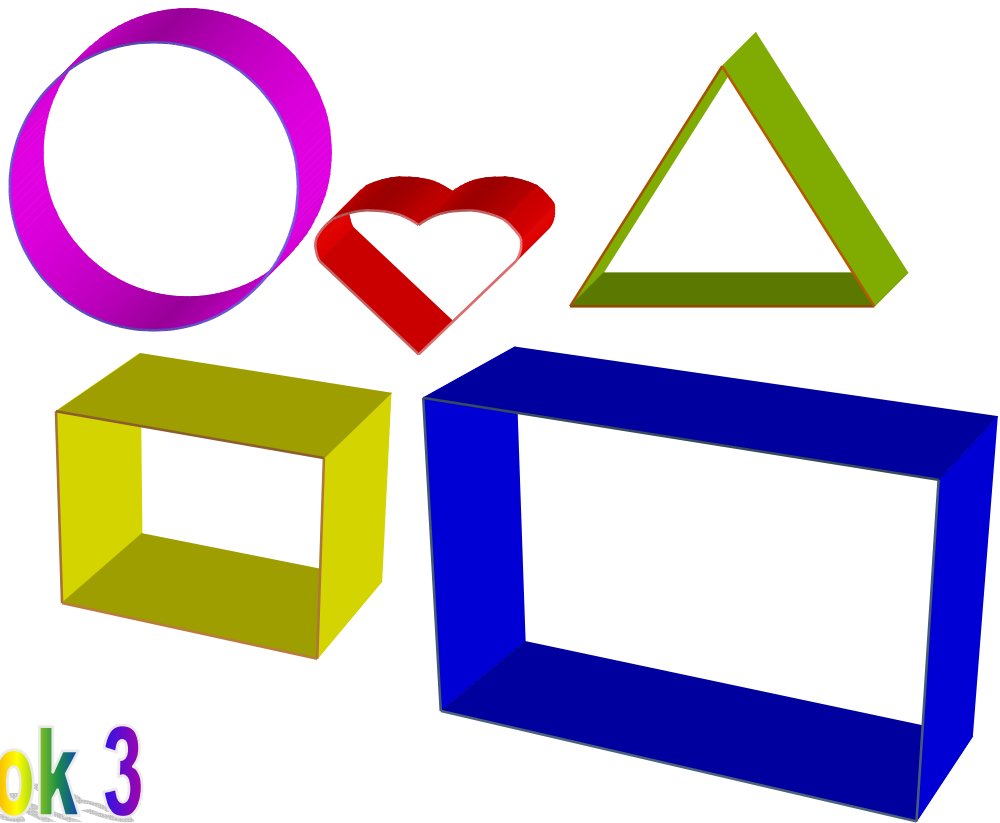


Shapes

Activity Book



Book 3

Name: _____

Date: _____

www.staidenshomeschool.com

Trace the word, then write the word on the lines.
Colour in the shape in your favourite colour.



square

Three horizontal lines for handwriting practice: a top solid red line, a middle dashed blue line, and a bottom solid red line.

Trace the word, then write the word on the lines.
Colour in the shape in your favourite colour.



circle

Three horizontal lines for writing: a solid red top line, a dashed blue middle line, and a solid red bottom line.

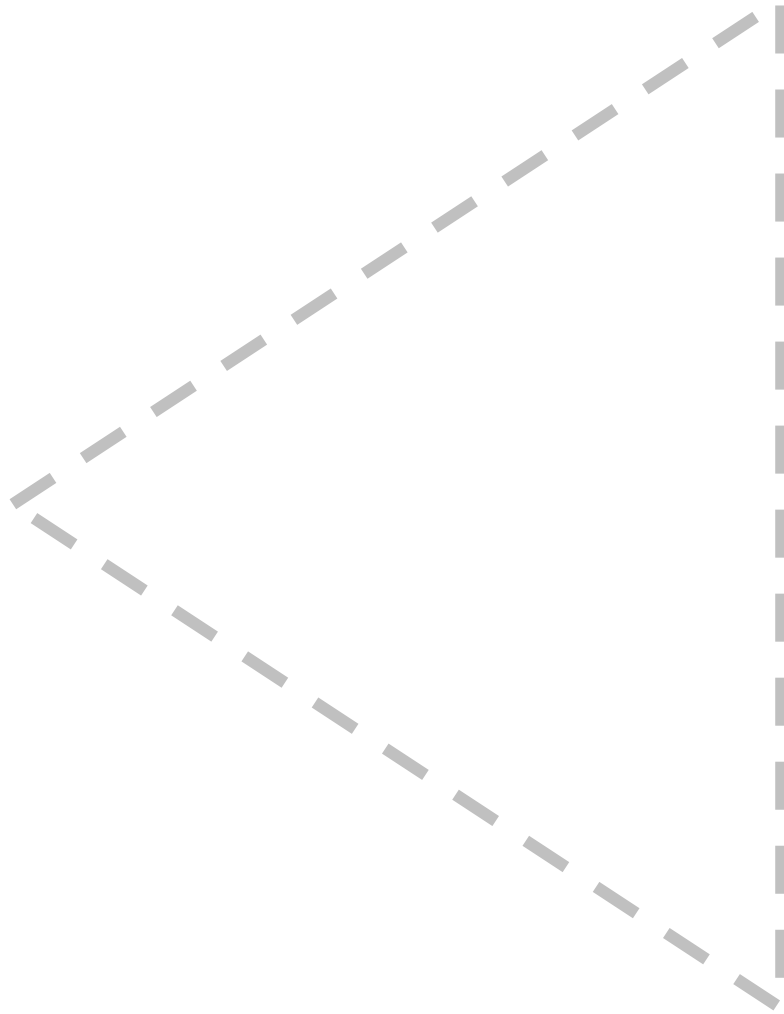
Trace the word, then write the word on the lines.
Colour in the shape in your favourite colour.



rectangle

Three horizontal lines for writing: a top red line, a middle blue dashed line, and a bottom red line.

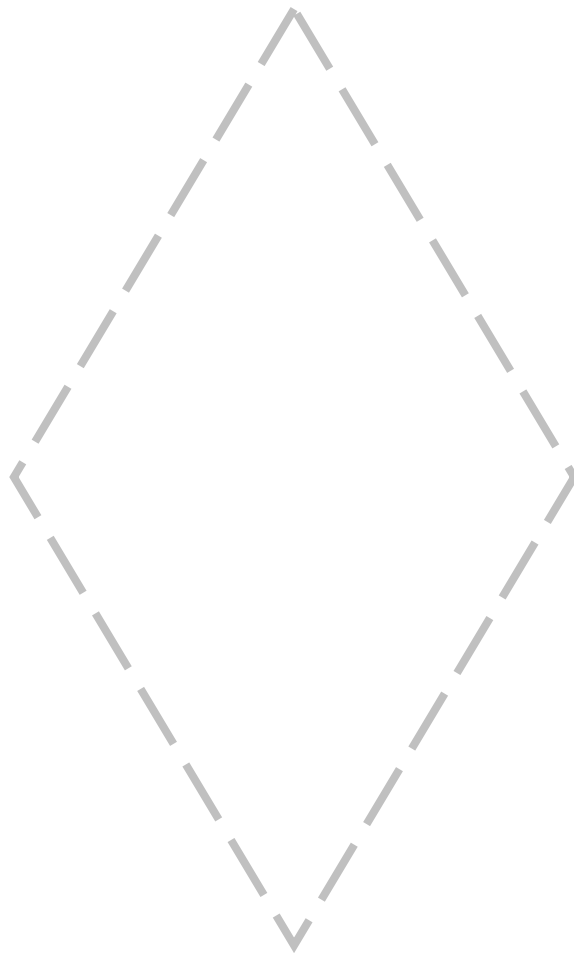
Trace the word, then write the word on the lines.
Colour in the shape in your favourite colour.



triangle

Three horizontal lines for writing: a solid red top line, a dashed blue middle line, and a solid red bottom line.


Trace the word, then write the word on the lines.
Colour in the shape in your favourite colour.



diamond

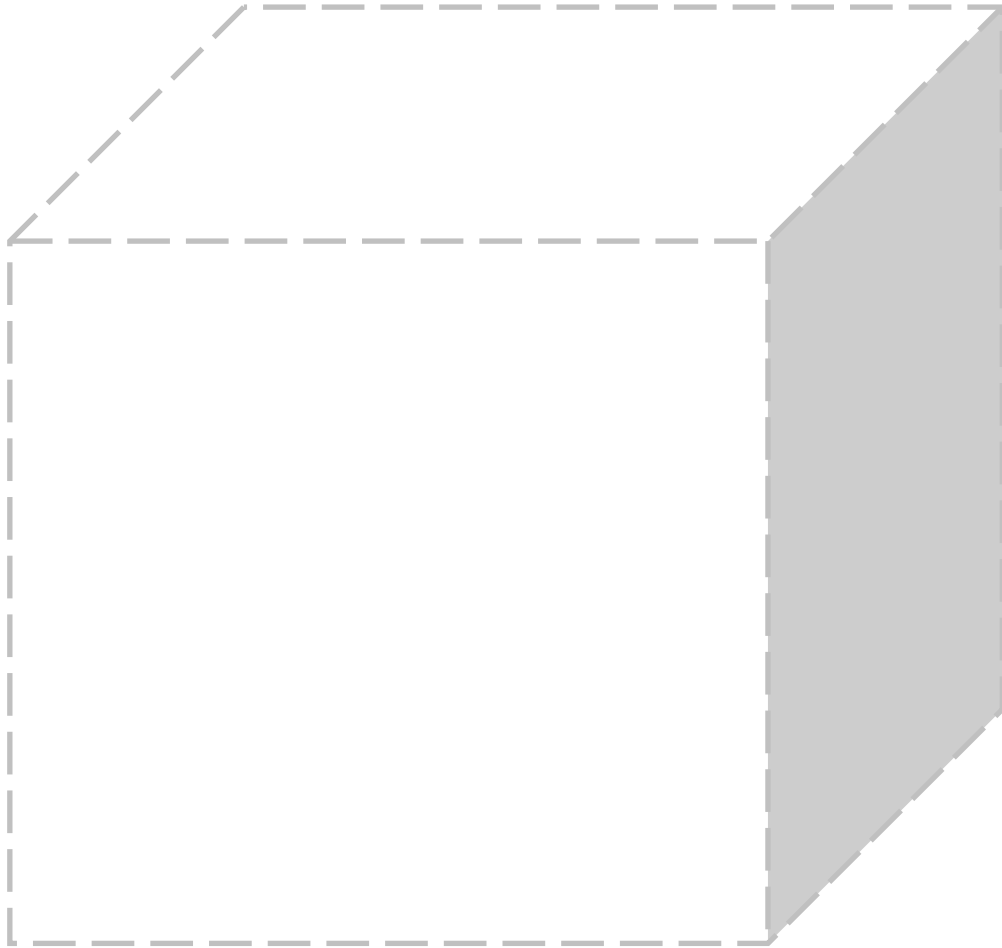
Three horizontal lines for writing practice: a solid red top line, a dashed blue middle line, and a solid red bottom line.

Trace the word, then write the word on the lines.
Colour in the shape in your favourite colour.



heart

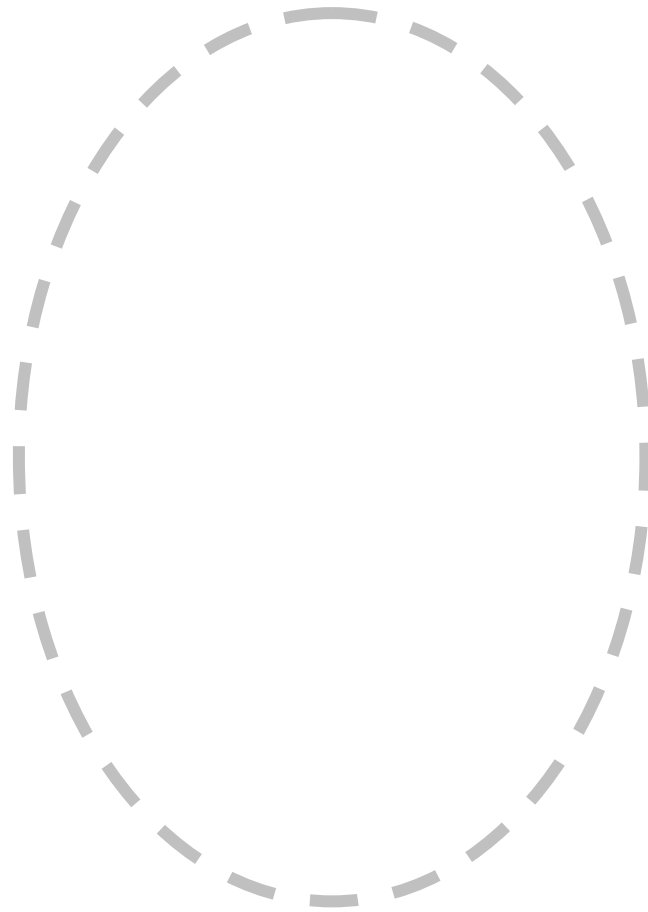
Trace the word, then write the word on the lines.
Colour in the shape in your favourite colour.



cube

Three horizontal lines for handwriting practice: a solid red top line, a dashed blue middle line, and a solid red bottom line.









Trace the word, then write the word on the lines.
Colour in the shape in your favourite colour.








oval

Three horizontal lines for writing: a solid red top line, a dashed blue middle line, and a solid red bottom line.

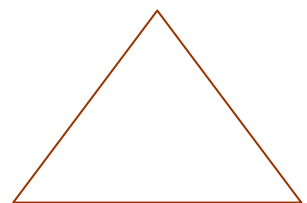
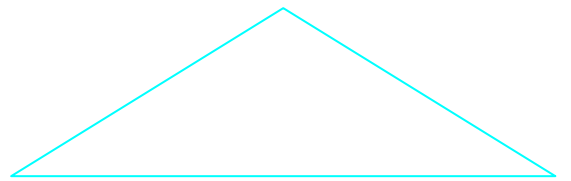
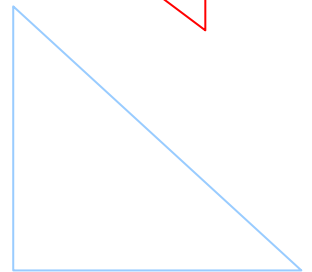

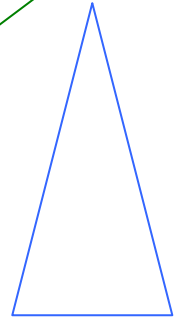
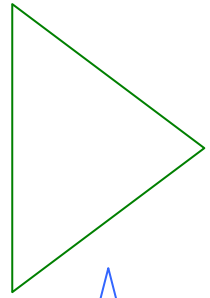
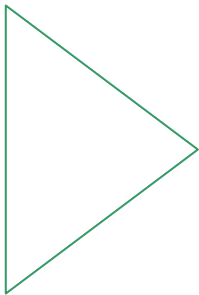

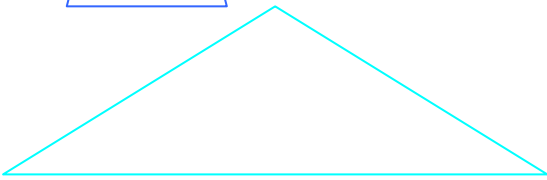
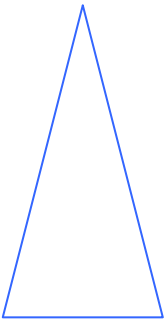
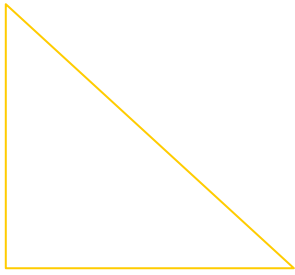
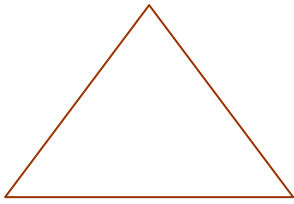
Draw a line from the shapes on the left hand side to
the matching shapes on the right hand side











Draw a line from the circles on the left hand side to the squares with the matching colours on the right hand side




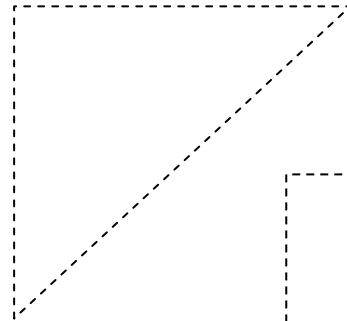
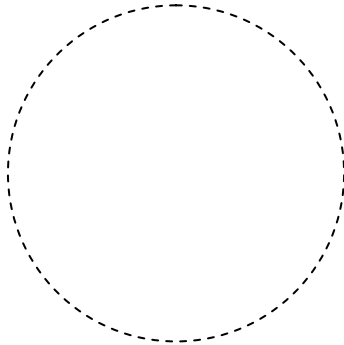
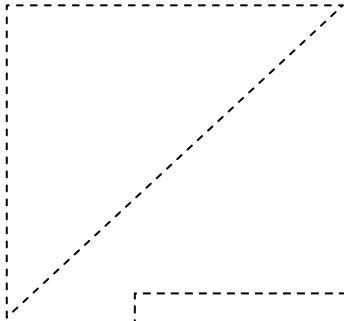



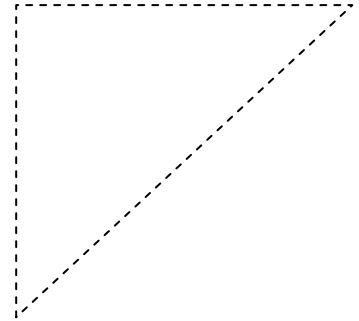
Draw lines from the triangles on the left hand side to the matching triangles on the right hand side.



Match the shapes on the left with the shapes on the right.
Draw a line between the matching shapes.



Colour the circles purple
Colour the squares blue
Colour the triangles orange
Colour the rectangles yellow




Trace the word
Write the word
Draw the shape

square

square

Handwriting practice lines consisting of two sets of three horizontal lines each. Each set includes a solid red top line, a dashed blue middle line, and a solid red bottom line.

Draw the shape in this box




Trace the word
Write the word
Draw the shape

circle

circle

Handwriting practice lines consisting of two sets of three horizontal lines each. Each set includes a solid red top line, a dashed blue middle line, and a solid red bottom line.

Draw the shape in this box




Trace the word
Write the word
Draw the shape

rectangle
rectangle

Handwriting practice lines consisting of two sets of three horizontal lines each. Each set includes a solid red top line, a dashed blue middle line, and a solid red bottom line.

Draw the shape in this box




Trace the word
Write the word
Draw the shape

oval

oval

Handwriting practice lines consisting of two sets of four horizontal lines each. Each set includes a solid red top line, a dashed blue middle line, and a solid red bottom line.

Draw the shape in this box




Trace the word
Write the word
Draw the shape

triangle
triangle

Handwriting practice lines consisting of two sets of three horizontal lines each. Each set includes a solid red top line, a dashed blue middle line, and a solid red bottom line.

Draw the shape in this box




Trace the word
Write the word
Draw the shape

heart

heart

Handwriting practice lines consisting of two sets of three horizontal lines each. Each set includes a solid red top line, a dashed blue middle line, and a solid red bottom line.

Draw the shape in this box




Trace the word
Write the word
Draw the shape

cube

cube

Handwriting practice lines consisting of two sets of three horizontal lines each. Each set includes a solid red top line, a dashed blue middle line, and a solid red bottom line.

Draw the shape in this box



We hope that you enjoyed the activities in this booklet and hope you will browse the other sections of our website to find more free activity books.

The files in this document are copyrighted. Please feel free to make use of this document in your classroom or at home. You are also most welcome to share it with your friends and family.

We do respectfully request however that you do not make it available for download on any internet site, or in any digital or other media or format. This unit is provided **free of charge** by St Aiden's Homeschool™**ONLY** and may under no circumstances be sold, altered, amended, reproduced or offered as a free or paid download.

Thank you for respecting international copyright laws.

Donnette E Davis © St Aiden's Homeschool™, South Africa
www.staidenshomeschool.com

Filename: shapes activity 3
Directory: C:\Documents and Settings\DONNETTE DAVIS\My Documents\little concept books
Template: C:\Documents and Settings\DONNETTE DAVIS\Application Data\Microsoft\Templates\Normal.dot
Title:
Subject:
Author: DONNETTE DAVIS
Keywords:
Comments:
Creation Date: 10/23/2007 2:41:00 PM
Change Number: 6
Last Saved On: 10/23/2007 3:16:00 PM
Last Saved By: DONNETTE DAVIS
Total Editing Time: 33 Minutes
Last Printed On: 10/23/2007 3:16:00 PM
As of Last Complete Printing
Number of Pages: 22
Number of Words: 1,010 (approx.)
Number of Characters: 5,760 (approx.)