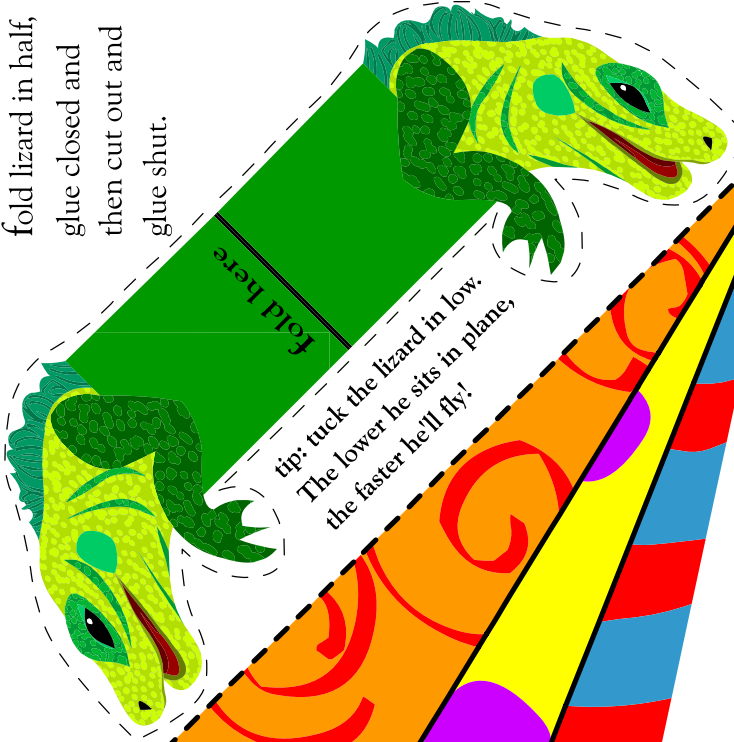



# FLYING LIZARD #1

fold lizard in half,  
glue closed and  
then cut out and  
glue shut.



tip: tuck the lizard in low.  
The lower he sits in plane,  
the faster he'll fly!



step 1 - fold in half along line 1 to make a  
shape like this:

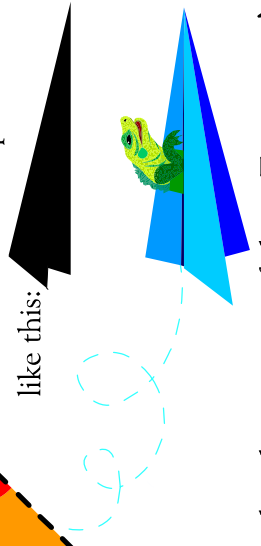


step 1 - fold plane up in half along this line

step 2 - fold in half along line 2 to make a shape  
like this:



step 3 - fold in half along  
line 3 to make a shape  
like this:



step 4 - insert lizard into center of plane. Tape or  
staple closed. Tape down any loose folds. Fly!