

Kn Pictures - Association

Book 18



St Aiden's Homeschool
South Africa






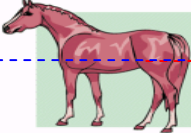
Name: _____

www.staidenshomeschool.com

Clipart : Public Domain images & clipart licensed and used with permission from
www.wikipedia.com FG-A, www.pppst.com, Arthur's Clip Art, Barry's clipart, Microsoft Clipart,
Edupics & Clipart for Teachers – With thanks. © 2008

Notes:

This exercise will help with word/picture and sound/letter recognition/association. Print all sheets on cardstock and laminate for protection. Cut out the cards with the pictures/words on them. Leave the blank sheets un-cut. Have the child place the cut pictures with words on the correct blocks on the corresponding blank sheets. This exercise will be helpful when used in conjunction with the Alphabet Picture Dictionary Activity Books. Blank squares have been left for you to create your own cards. Don't forget to write the word on the blank sheet as well. ☺

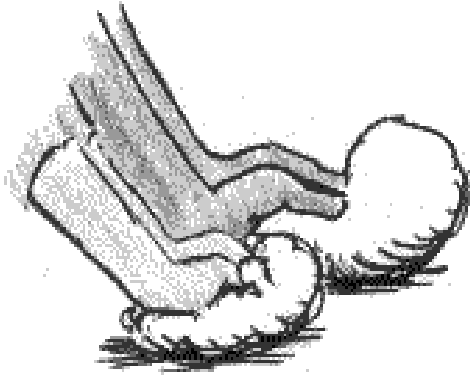
	
ham	hang
	
hairy	hat
	
hello	horse

ham	hang
hairy	hat
hello	horse


Card 1
Card 2

Laminate and cut picture/word blocks.
Place cut cards on corresponding blocks on whole sheets.


Kn Pictures



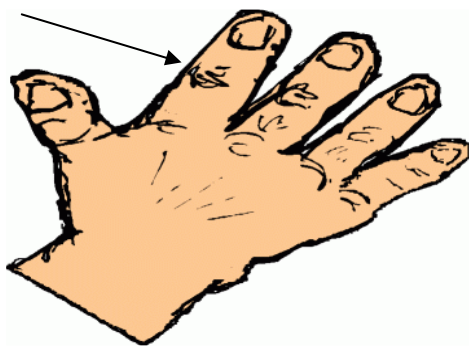
knead



knife



knight





knuckle



kneel

Kn Pictures

	
<p>knapsack</p>	<p>knitting</p>

Kn Pictures – Place your Picture Cards here 😊

knead	knife
knight	
knuckle	kneel

Kn Pictures – Place Your Picture Cards here 😊

knapsack	knitting

Filename: kn -Pictures Recognition18
Directory: C:\Documents and Settings\DONNETTE DAVIS\My Documents\OUR BOOKS\Picture Recognition&Association Books\WORD DOCS
Template: C:\Documents and Settings\DONNETTE DAVIS\Application Data\Microsoft\Templates\Normal.dot
Title: Alphabet Picture Book
Subject: Picture / Word Recognition
Author: DONNETTE DAVIS
Keywords: phonics - picture/word recognition/relationship
Comments: www.staidenshomeschool.com
Clipart : Public Domain images & clipart licensed and used with permission from inter alia www.wikipedia.com FG-A, www.pppst.com, Arthur's Clip Art, Barry's clipart, Microsoft Clipart, Edupics & Clipart for Teachers – With than
Creation Date: 10/25/2008 10:58:00 PM
Change Number: 5
Last Saved On: 10/26/2008 12:32:00 AM
Last Saved By: DONNETTE DAVIS
Total Editing Time: 17 Minutes
Last Printed On: 10/26/2008 12:32:00 AM
As of Last Complete Printing
Number of Pages: 6
Number of Words: 209 (approx.)
Number of Characters: 1,197 (approx.)