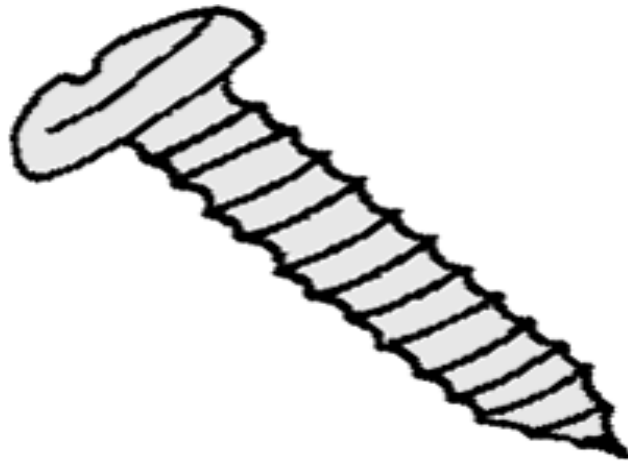


St Aiden's Homeschool South Africa



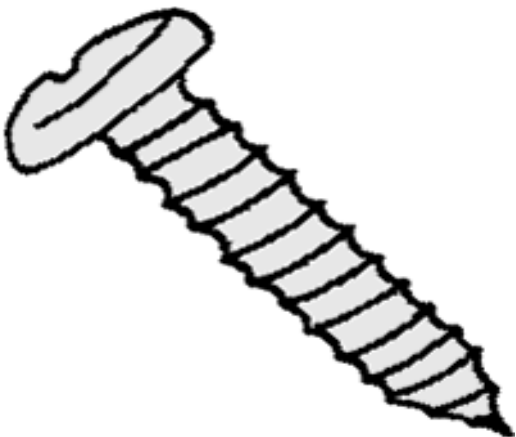
- ew Family Workbook Book 21

Name: _____

Date: _____

-ew Family Word List

anew
blew
brew
cashew
chew
crew
dew
drew
few
flew
grew
Jew
knew
mew
new
pew
phew!
renew
review
screw
shrew
spew
slew
stew
threw
view
yew



Colour and Write

Colour the words. Can you write the word on the line?

blew

brew

chew

crew

dew

few

grew

Jew

knew

mew

net

pew

phew!

view

whew!

yew

flew

screw

slew

stew

shrew

spew

threw

drew

cashew

anew

flew

renew

Trace and Write

Trace over the words, then write the word on the lines

onew

blew

brew

cashew

chew

crew

dew

drew

few

flew

grew

Jew

knew

mew

new

pew

renew

review

screw

shrew

stew

spew

stew

throw

view

view

Whew!

yew

yew

Word Family Word Building Mat. How many other words can you think of? Write them in the spaces.

__ew

__ew

__ew

__ew

__ew


__ew

__ew

__ew

__ew


__ew



Print on cardstock. Cut out the tables. Laminate for protection. Cut out all smaller blocks. Match up single or double letters with the "word family" letters on the larger blocks. Encourage your child to sound the letters and then add it to the word family ending. Does it make a word she recognises? It would be fun to get your child to write the letters that get picked up and the words that are made on the next sheet of paper, or use the word building mat. Practice a few times over time and you will be amazed at how quickly the concept is picked up ☺

a	b	c	d	e
f	gr	h	i	j
k	l	m	n	o
p	q	r	s	t
u	v	w	x	y
z	sw	sh	sw	sp

_____ew	_____ew
---------	---------



Family Worksheet Mat

We are working on the word family that ends in **-ew**

_____ ew

_____ ew

_____ ew

_____ ew

_____ ew

_____ ew

_____ ew

_____ ew

_____ ew

a br
b ch
c cr
d dr
e fr
f gr
g pr
h qu
i sh
j sl
k sn
l st
m tr
n wh
o cl
p str
q wr
r fl
s bl
t
U
v
w
x
Y
z

Word Wall

Print on cardstock and laminate for protection. Cut out word slides for word wall.

anew

blew

brew

cashew

chew

crew

dew

drew

few

flew

grew

Jew

knew

mew

new

pew

Phew!

renew

review

screw

slew

spew

stew

threw

view

Whew!

yew

Flash Cards

Print on cardstock and laminate for protection. Cut out flash cards for sight words.

blew

brew

anew

chew

crew

dew

Flash Cards

Print on cardstock and laminate for protection. Cut out flash cards for sight words.

drew

few

flew

grew

Jew

knew

Flash Cards

Print on cardstock and laminate for protection. Cut out flash cards for sight words.

mew

new

pew

screw

shrew

slew

Flash Cards

Print on cardstock and laminate for protection. Cut out flash cards for sight words.

spew

stew

threw

view

yew

renew

Flash Cards

Print on cardstock and laminate for protection. Cut out flash cards for sight words.

review

cashew

Picture Flash Cards

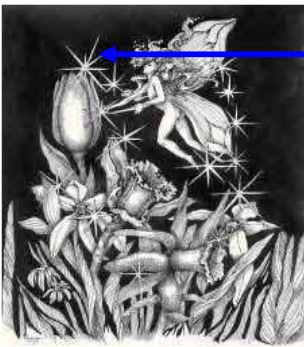
Print on cardstock and laminate for protection. Cut out flash cards for sight words.
Not all words have accompanying picture cards.



blew




brew




dew



drew



flew



grew

Picture Flash Cards

Print on cardstock and laminate for protection. Cut out flash cards for sight words.
Not all words have accompanying picture cards.



Jew



mew



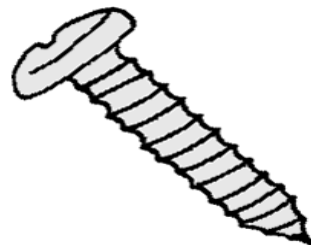
pew



stew



shrew



screw

Picture Flash Cards


Print on cardstock and laminate for protection. Cut out flash cards for sight words.
Not all words have accompanying picture cards.



cashew



chew



crew



threw



yew



whew!

bl

br

d

gr

kn

m


n

st

sl

p

y



ew

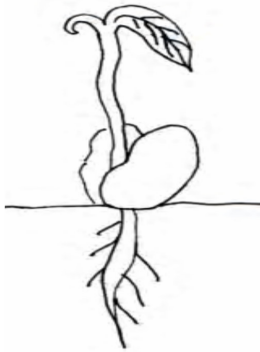
-ew Family Word Slide (Sound Blending)

Print on cardstock, cut and laminate for durability. Slit the top and bottom of the box on the picture for the onset slide. Thread the letter slide through the slits in the box. Match letters with word family to make recognisable words.


Example: /scr/ /ew = screw

Credits: This slide activity model was inspired by phonics genius Cherry Carl and has been adapted for our workbooks. Thank you.

Circle the correct word for the picture. Write the word on the lines.



grow / grew



cashew / shoe




you / yew




whew / wow

Write the correct word for the picture.










Write the correct word for the picture.










Write the correct word for the picture.











Write the correct word for the picture.









Wordsearch

Find and circle all of the words from the word bank. The words can go across, down or diagonally.

b	l	e	w	n	f
g	h	p	y	e	e
f	f	l	e	w	w
m	e	w	w	w	m
d	e	w	v	d	f

blew dew few flew
mew new pew yew

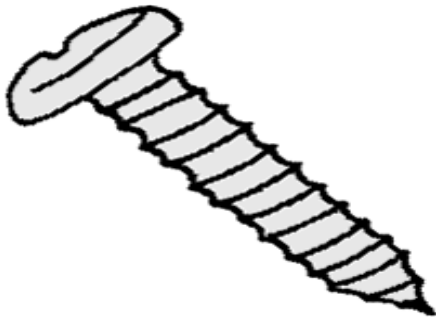
Wordsearch

Find and circle all of the words from the word bank. The words can go across, down or diagonally.

b	v	p	g	f	e	w	h	j	k	o	s
l	q	e	d	f	g	s	l	e	w	h	h
e	c	w	s	t	e	w	g	h	g	a	r
w	v	i	e	w	i	d	e	n	r	d	e
a	i	n	f	l	e	w	i	e	e	l	w
m	e	a	m	e	w	g	h	w	w	q	w
b	r	e	w	r	k	d	a	r	e	w	b
s	c	r	e	w	f	d	r	e	w	z	x
c	y	o	u	y	e	w	t	s	p	e	w
k	n	e	w	r	t	u	u	n	e	w	i
k	d	f	g	d	e	w	f	e	g	h	j

blew	brew	dew	drew	grew	few
flew	knew	mew	new	pew	stew
slew	shrew	spew	screw	view	yew

Close the Gap!



Read the sentences below. Fill in the missing word. Choose only words from the word box on this page.

1. We _____ bubbles and my baby brother tried to pop them.
2. We are only inviting a _____ people to my party.
3. The bird _____ to her nest high up in the tree.
4. Jack's beanstalk just _____ and _____ and _____.
5. I am getting a brand _____ bike for my birthday.
6. Mum makes the finest Irish _____.
7. A _____ looks almost like a rat, but has a very long nose.
8. I _____ the answer to that question.
9. We sat in the front _____ at church this Sunday.

blew	brew	dew	drew	grew	few
flew	knew	mew	new	pew	stew
slew	shrew	spew	screw	view	yew
chew	crew	renew	review	whew!	

Word Unscramble!

Read the words in the first column below. Write the correct words on the lines.

wef	<hr/> <hr/> <hr/>
rbew	<hr/> <hr/> <hr/>
wed	<hr/> <hr/> <hr/>
wem	<hr/> <hr/> <hr/>
enw	<hr/> <hr/> <hr/>

Word Unscramble!

Read the words in the first column below. Write the correct words on the lines.

newa	<hr/> <hr/> <hr/>
veriew	<hr/> <hr/> <hr/>
shacwe	<hr/> <hr/> <hr/>
hrswe	<hr/> <hr/> <hr/>
wey	<hr/> <hr/> <hr/>

Word Order!

Read the words in the word bank below. Write the words on the lines in alphabetical order.

yew	pew	new	Jew
blew	crew	grew	stew


1 _____ ----- _____	2 _____ ----- _____
3 _____ ----- _____	4 _____ ----- _____
5 _____ ----- _____	6 _____ ----- _____
7 _____ ----- _____	8 _____ ----- _____

Word Order!

Read the words in the word bank below. Write the words on the lines in alphabetical order.

slew	shrew	screw	view
flew	knew	new	crew

1 _____ ----- _____	2 _____ ----- _____
3 _____ ----- _____	4 _____ ----- _____
5 _____ ----- _____	6 _____ ----- _____
7 _____ ----- _____	8 _____ ----- _____




Write Your Own!

Write your own sentences using at least one word from the word bank in each sentence.

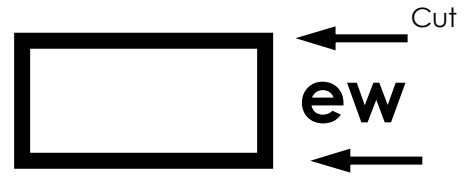
blew	brew	dew	drew	grew	few
flew	knew	mew	new	pew	stew
slew	shrew	spew	screw	view	yew
chew	crew	renew	review	whew!	


Say the name of the picture. If it ends in the same sound as this family, put a circle around it. If it has a different sound put a cross through the picture.



Print on Cardstock. Cut out the strips with letters and blends. Cut slits in the box and thread the letter slides through. Make as many words as you can with the letters and blends. Write them on a sheet of paper.

a	h	sl	str
b	i	st	dr
bl	j	sc	be
br	k	t	scr
c	l	th	sp
ch	m	tr	spl
cr	n	u	sw
d	o	v	
dr	p	w	
e	pl	wr	
f	pr	wh	
fl	qu	x	
fr	r	y	
g	s	z	
gr	sh	gl	

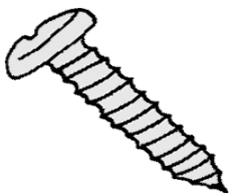



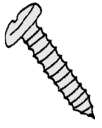


-ew

Cut out the pictures and paste them in the blocks next to the correct word.

blew		brew	
grew		flew	
chew		crew	
screw		drew	





Draw or cut out and paste pictures of items that have the same sound as this family. Write the word below your picture.

<hr/> <hr/> <hr/>	<hr/> <hr/> <hr/>
<hr/> <hr/> <hr/>	<hr/> <hr/> <hr/>
<hr/> <hr/> <hr/>	<hr/> <hr/> <hr/>

The End

This unit can be adapted for children as young as 3/4 to around 7 to 9 years of age by simply printing the age appropriate pages. The units have been compiled by and with my own children, making extensive use of the Oxford Dictionary and the internet. We would love to hear your comments on this workbook. If you have a moment please email your comments and suggestions to feedback@staidenshomeschool.com

Other Volumes In Our Series Of Workbooks

AFRICA
ALPHABEW, VOWELS & CONSONANTS
ALPHABEW PICTURE DICTIONARY ACTIVITY BOOKS
ANIMALS & NATURE
COLOURS, SHAPES, PUZZLES
GEOGRAPHY
HISTORY
LIFE SKILLS
NUMBERS
PHONICS
READING
WORD FAMILIES, BEGINNING & END BLENDS
WRITING

This unit is provided free of charge by St Aiden's Homeschool, South Africa, for personal and classroom use in the interests of furthering home education in Africa and internationally. Please feel free to share it with family, friends and students in its entirety, without addition, amendment or omission. This unit may NOT be sold under any circumstances. Thank you for respecting international copyright laws.

I would like to acknowledge, with deep respect and grateful thanks, the work, assistance and guidance of Cherry Carl, USA, who has been a great inspiration to me and thousands of homeschooling parents like myself. A variety of clipart resources have been used, most notably Microsoft Clipart Collections, FG-A, Wikipedia, Graphics from Gran-Gran, Wiki-Know, www.keltawebconcepts.com.au and Free Classroom Clipart. Clipart was also obtained via Google copyright-free clipart search.

Donnette E Davis
© 2007 St Aiden's Homeschool, Republic of South Africa
Date of publication: November 19, 2007

Filename: ew
Directory: C:\Documents and Settings\DONNETTE DAVIS\My Documents\our books\word family workbooks\e family end blend
Template: C:\Documents and Settings\DONNETTE DAVIS\Application Data\Microsoft\Templates\Normal.dot
Title: Word family workbooks / activity books
Subject: Phonics - Word Families
Author: DONNETTE DAVIS
Keywords: phonics, pre-k phonics, word families, alphabet activity books
Comments:
Creation Date: 11/19/2007 12:47:00 PM
Change Number: 7
Last Saved On: 11/21/2007 4:14:00 PM
Last Saved By: DONNETTE DAVIS
Total Editing Time: 123 Minutes
Last Printed On: 11/21/2007 4:14:00 PM
As of Last Complete Printing
Number of Pages: 47
Number of Words: 2,568 (approx.)
Number of Characters: 14,640 (approx.)