

St Aiden's Homeschool South Africa



- est Family Workbook Book 19

Name: _____

Date: _____

-est Family Word List

arrest

best

crest

chest

fest

guest

jest

lest

nest

pest

quest

rest

request


suggest

test

vest

west

zest



Colour and Write

Colour the words. Can you write the word on the line?

arrest

best

chest

crest

fest

guest	<hr/> <hr/> <hr/>
jest	<hr/> <hr/> <hr/>
lest	<hr/> <hr/> <hr/>
nest	<hr/> <hr/> <hr/>
pest	<hr/> <hr/> <hr/>

quest

rest

request

suggest

test

vest

west

zest

Trace and Write

Trace over the words, then write the word on the lines

best	<hr/> <hr/> <hr/>
crest	<hr/> <hr/> <hr/>
chest	<hr/> <hr/> <hr/>
fest	<hr/> <hr/> <hr/>
guest	<hr/> <hr/> <hr/>

jest

lest

nest

pest

quest

rest

request

suggest

test

vest

west

wrest

zest

arrest

Word Family Word Building Mat. How many other words can you think of? Write them in the spaces.

__est

__est

__est

__est

__est

__est

__est

__est

__est

__est



Print on cardstock. Cut out the tables. Laminate for protection. Cut out all smaller blocks. Match up single or double letters with the "word family" letters on the larger blocks. Encourage your child to sound the letters and then add it to the word family ending. Does it make a word she recognises? It would be fun to get your child to write the letters that get picked up and the words that are made on the next sheet of paper, or use the word building mat. Practice a few times over time and you will be amazed at how quickly the concept is picked up ☺

a	b	c	d	e
f	gr	h	i	j
k	l	m	n	o
p	q	r	s	t
u	v	w	x	y
z	sw	sh	sw	sp

_____est	_____est
----------	----------



Family Worksheet Mat

We are working on the word family that ends in **-est**

_____ est

_____ est

_____ est

_____ est

_____ est

_____ est

_____ est

_____ est

_____ est

- a
 - b
 - c
 - d
 - e
 - f
 - g
 - h
 - i
 - j
 - k
 - l
 - m
 - n
 - o
 - p
 - q
 - r
 - s
 - t
 - U
 - v
 - w
 - x
 - Y
 - z
- br
 - ch
 - cr
 - dr
 - fr
 - gr
 - pr
 - qu
 - sh
 - sl
 - sn
 - st
 - tr
 - wh
 - cl
 - str
 - wr
 - fl
 - bl

Word Wall

Print on cardstock and laminate for protection. Cut out word slides for word wall.

arrest

best

chest

crest

fest

guest

jest

lest

nest

pest

quest

rest

request

suggest

test

vest

wrest

west

zest

Flash Cards

Print on cardstock and laminate for protection. Cut out flash cards for sight words.

best

chest

crest

fest

guest

jest

Flash Cards

Print on cardstock and laminate for protection. Cut out flash cards for sight words.

lest

nest

pest

quest

rest

request

Flash Cards

Print on cardstock and laminate for protection. Cut out flash cards for sight words.

suggest

test

vest

west

wrest

vest

Flash Cards

Print on cardstock and laminate for protection. Cut out flash cards for sight words.

zest


arrest

Picture Flash Cards

Print on cardstock and laminate for protection. Cut out flash cards for sight words. Not all words have accompanying picture cards.



best



chest



crest



chest





guest



jest

Picture Flash Cards

Print on cardstock and laminate for protection. Cut out flash cards for sight words. Not all words have accompanying picture cards.

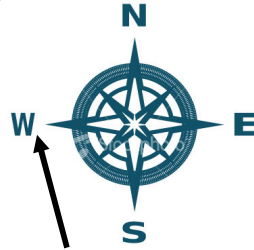


Picture Flash Cards

Print on cardstock and laminate for protection. Cut out flash cards for sight words. Not all words have accompanying picture cards.



vest



west



arrest

b

ch

cr

ge

l


p

r

t

v

w



est


-est Family Word Slide (Sound Blending)

Print on cardstock, cut and laminate for durability. Slit the top and bottom of the box on the picture for the onset slide. Thread the letter slide through the slits in the box. Match letters with word family to make recognisable words.

Example: /ch/ /est = chest

Credits: This slide activity model was inspired by phonics genius Cherry Carl and has been adapted for our workbooks. Thank you.

Circle the correct word for the picture. Write the word on the lines.



chest / crest



chest / chase



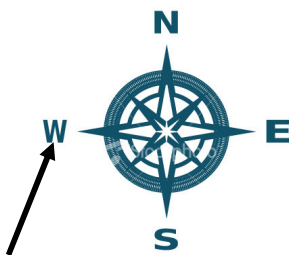
best / beast




suggest / guest

Write the correct word for the picture.










Write the correct word for the picture.









Write the correct word for the picture.









Wordsearch

Find and circle all of the words from the word bank. The words can go across, down or diagonally.

b	e	s	t	c	t
r	e	s	t	h	e
w	e	s	t	e	s
g	h	s	a	s	t
i	n	e	s	t	d

best
rest

chest
test

nest
west

Wordsearch

Find and circle all of the words from the word bank. The words can go across, down or diagonally.

b	x	b	j	h	w	e	t	u	i	g	k
r	e	s	t	r	p	o	c	r	e	s	t
a	z	s	s	j	v	e	s	t	p	q	w
w	e	s	t	v	f	q	u	e	s	t	p
d	f	e	c	h	e	s	t	a	d	m	d
l	e	s	t	k	u	o	t	e	s	t	g
c	x	w	r	e	q	u	e	s	t	a	d
n	e	s	t	x	d	g	g	u	e	s	t
c	d	w	r	e	s	t	g	t	r	e	w
a	x	e	q	f	e	s	t	g	h	g	h
s	u	g	g	e	s	t	z	x	d	g	r

best
lest
suggest

chest
quest
test

crest
rest
vest

fest
nest
west

guest
request
wrest

Close the Gap!



Read the sentences below. Fill in the missing word. Choose only words from the word box on this page.

1. We went into the cave and hoped that we would find the _____ full of treasure.
2. Our family _____ has a dragon and a unicorn on it.
3. I ran the race and managed to beat my own _____ time.
4. I have to wear a _____ in the winter time.
5. The four points of a compass are North, South, _____ and East.
6. We went on a web _____ on the internet to find the information for our project.
7. There were four blue eggs in the bird's _____.

best	chest	crest	fest	guest
lest	quest	rest	nest	request
suggest	test	vest	west	wrest

Word Unscramble!

Read the words in the first column below. Write the correct words on the lines.

rscte	<hr/> <hr/> <hr/>
stre	<hr/> <hr/> <hr/>
ebts	<hr/> <hr/> <hr/>
tсен	<hr/> <hr/> <hr/>
stev	<hr/> <hr/> <hr/>

Word Unscramble!

Read the words in the first column below. Write the correct words on the lines.

hscet	<hr/> <hr/> <hr/>
stez	<hr/> <hr/> <hr/>
gguetss	<hr/> <hr/> <hr/>
uqtse	<hr/> <hr/> <hr/>
ugtes	<hr/> <hr/> <hr/>

Word Order!

Read the words in the word bank below. Write the words on the lines in alphabetical order.

west	pest	lest	test
best	arrest	chest	test

1 _____ ----- _____	2 _____ ----- _____
3 _____ ----- _____	4 _____ ----- _____
5 _____ ----- _____	6 _____ ----- _____
7 _____ ----- _____	8 _____ ----- _____

Word Order!

Read the words in the word bank below. Write the words on the lines in alphabetical order.

quest guest zest request
spent vest chest suggest

1 _____ ----- _____	2 _____ ----- _____
3 _____ ----- _____	4 _____ ----- _____
5 _____ ----- _____	6 _____ ----- _____
7 _____ ----- _____	8 _____ ----- _____




Write Your Own!

Write your own sentences using at least one word from the word bank in each sentence.

best	chest	crest	fest	guest
lest	quest	rest	nest	request
suggest	test	vest	west	wrest

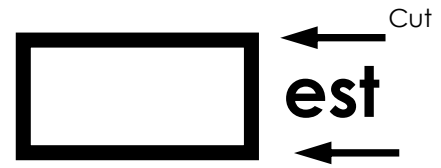
Handwriting practice lines consisting of solid top and bottom lines with a dashed middle line. There are ten sets of these lines provided for writing sentences.

Say the name of the picture. If it ends in the same sound as this family, put a circle around it. If it has a different sound put a cross through the picture.



Print on Cardstock. Cut out the strips with letters and blends. Cut slits in the box and thread the letter slides through. Make as many words as you can with the letters and blends. Write them on a sheet of paper.

a	h	sl	str
b	i	st	dr
bl	j	sc	be
br	k	t	scr
c	l	th	sp
ch	m	tr	spl
cr	n	u	sw
d	o	v	
dr	p	w	
e	pl	wr	
f	pr	wh	
fl	qu	x	
fr	r	y	
g	s	z	
gr	sh	gl	





-est

Cut out the pictures and paste them in the blocks next to the correct word.

chest		nest	
pest		rest	
best		vest	
arrest		west	





Draw or cut out and paste pictures of items that have the same sound as this family. Write the word below your picture.

<hr/> <hr/> <hr/>	<hr/> <hr/> <hr/>
<hr/> <hr/> <hr/>	<hr/> <hr/> <hr/>
<hr/> <hr/> <hr/>	<hr/> <hr/> <hr/>

The End

This unit can be adapted for children as young as 3/4 to around 7 to 9 years of age by simply printing the age appropriate pages. The units have been compiled by and with my own children, making extensive use of the Oxford Dictionary and the internet. We would love to hear your comments on this workbook. If you have a moment please email your comments and suggestions to feedback@staidenshomeschool.com

Other Volumes In Our Series Of Workbooks

AFRICA
ALPHABET, VOWELS & CONSONANTS
ALPHABET PICTURE DICTIONARY ACTIVITY BOOKS
ANIMALS & NATURE
COLOURS, SHAPES, PUZZLES
GEOGRAPHY
HISTORY
LIFE SKILLS
NUMBERS
PHONICS
READING
WORD FAMILIES, BEGINNING & END BLENDS
WRITING

This unit is provided free of charge by St Aiden's Homeschool, South Africa, for personal and classroom use in the interests of furthering home education in Africa and internationally. Please feel free to share it with family, friends and students in its entirety, without addition, amendment or omission. This unit may NOT be sold under any circumstances. Thank you for respecting international copyright laws.

I would like to acknowledge, with deep respect and grateful thanks, the work, assistance and guidance of Cherry Carl, USA, who has been a great inspiration to me and thousands of homeschooling parents like myself. A variety of clipart resources have been used, most notably Microsoft Clipart Collections, FG-A, Wikipedia, Graphics from Gran-Gran, Wiki-Know, www.keltawebconcepts.com.au and Free Classroom Clipart. Clipart was also obtained via Google copyright-free clipart search.

Donnette E Davis
© 2007 St Aiden's Homeschool, Republic of South Africa
Date of publication: November 1 8, 2007

Filename: est
Directory: C:\Documents and Settings\DONNETTE DAVIS\My Documents\our books\word family workbooks\e family
Template: C:\Documents and Settings\DONNETTE DAVIS\Application Data\Microsoft\Templates\Normal.dot
Title: Word family workbooks / activity books
Subject: Phonics - Word Families
Author: DONNETTE DAVIS
Keywords: phonics, pre-k phonics, word families, alphabet activity books
Comments:
Creation Date: 11/18/2007 9:01:00 AM
Change Number: 13
Last Saved On: 11/18/2007 5:33:00 PM
Last Saved By: DONNETTE DAVIS
Total Editing Time: 121 Minutes
Last Printed On: 11/18/2007 5:33:00 PM
As of Last Complete Printing
Number of Pages: 42
Number of Words: 2,305 (approx.)
Number of Characters: 13,139 (approx.)