

St Aiden's Homeschool South Africa



- ell Family Workbook Book 16

Name: _____

Date: _____

-ell Family Word List

bell

cell

dell

doorbell

dwell

fell

farewell

foretell

hell

jell

knell

quell

sell

shell

smell

spell


swell

tell

well

wishing well

yell



Colour and Write

Colour the words. Can you write the word on the line?

bell

dell

dwell

fell

jell

quell

sell

spell

swell

shell

well

tell

wishing well

cell

foretell

yell

smell

knell

farewell

doorbell

Trace and Write

Trace over the words, then write the word on the lines

bell	<hr/> <hr/> <hr/>
cell	<hr/> <hr/> <hr/>
fell	<hr/> <hr/> <hr/>
foretell	<hr/> <hr/> <hr/>
dell	<hr/> <hr/> <hr/>

doorbell

dwell

farewell

jell

knell

quell

sell

swell

shell

shell

spell

tell

well

wishing well

yell



Word Family Word Building Mat. How many other words can you think of? Write them in the spaces.

__ell

__ell

__ell

__ell

__ell

__ell

__ell

__ell

__ell

__ell



Print on cardstock. Cut out the tables. Laminate for protection. Cut out all smaller blocks. Match up single or double letters with the "word family" letters on the larger blocks. Encourage your child to sound the letters and then add it to the word family ending. Does it make a word she recognises? It would be fun to get your child to write the letters that get picked up and the words that are made on the next shell of paper, or use the word building mat. Practice a few times over time and you will be amazed at how quickly the concept is picked up ☺

a	b	c	d	e
f	gr	h	i	j
k	l	m	n	o
p	q	r	s	t
u	v	w	x	y
z	sw	sh	sw	sp

_____ell	_____ell
----------	----------

Family Worksheet Mat

We are working on the word family that ends in **-ell**

_____ ell

_____ ell

_____ ell

_____ ell

_____ ell

_____ ell

_____ ell

_____ ell

_____ ell

a	br
b	ch
c	cr
d	dr
e	fr
f	gr
g	pr
h	qu
i	sh
j	sl
k	sn
l	st
m	tr
n	wh
o	cl
p	str
q	wr
r	fl
s	bl
t	
U	
v	
w	
x	
Y	
z	

Word Wall

Print on cardstock and laminate for protection. Cut out word slides for word wall.

bell

cell

fell

dell

dwell

doorbell

farewell

foretell

jell

hell

knell

quell

sell

spell

swell

smell

shell

tell

well

yell

wishing well

oil well

Flash Cards

Print on cardstock and laminate for protection. Cut out flash cards for sight words.

bell

fell

dell

dwell

jell

quell

Flash Cards

Print on cardstock and laminate for protection. Cut out flash cards for sight words.

sell

smell

shell

swell

tell

spell

Flash Cards

Print on cardstock and laminate for protection. Cut out flash cards for sight words.

yell

well

wishing
well

oilwell

foretell


cell

Picture Flash Cards


Print on cardstock and laminate for protection. Cut out flash cards for sight words. Not all words have accompanying picture cards.



bell




fell



dell



tell




swell



shell

Picture Flash Cards

Print on cardstock and laminate for protection. Cut out flash cards for sight words. Not all words have accompanying picture cards.



spell



smell



yell

cell



foretell



well

Picture Flash Cards

Print on cardstock and laminate for protection. Cut out flash cards for sight words.
Not all words have accompanying picture cards.




doorbell



farewell



cell



sell



oil well

b

d

f

j

kn

s



sp

sh

sw

t

w



**-ell Family Word Slide
(Sound Blending)**

Print on cardstock, cut and laminate for durability. Slit the top and bottom of the box on the picture for the onset slide. Thread the letter slide through the slits in the box. Match letters with word family to make recognisable words.


Example: /f/ /ell = fell

Credits: This slide activity model was inspired by phonics genius Cherry Carl and has been adapted for our workbooks. Thank you.

Circle the correct word for the picture. Write the word on the lines.



fell / fall



shell / shall



well / wall




smell / small

Write the correct word for the picture.









Write the correct word for the picture.









Wordsearch

Find and circle all of the words from the word bank. The words can go across, down or diagonally.

b	t	e	l	l	d	e	l	l	g	h	u
e	a	e	f	g	w	b	s	w	e	l	l
l	c	e	l	l	e	j	c	e	l	l	m
l	z	s	f	y	l	q	p	t	e	f	k
f	s	e	l	l	l	v	q	u	e	l	l
s	g	w	q	v	d	f	y	f	j	k	s
d	h	z	e	p	i	e	e	e	d	h	p
f	g	e	h	l	j	l	p	e	l	c	e
d	f	h	l	v	l	l	q	o	g	l	l
g	w	i	s	h	i	n	g	w	e	l	l
k	n	e	l	l	g	h	s	m	e	l	l

- bell
- quell
- smell
- cell
- dell
- sell
- tell
- vell
- dwell
- shell
- well
- fell
- spell
- wishing well
- knell
- swell

Close the Gap!



Read the sentences below. Fill in the missing word. Choose only words from the word box on this page.

1. Throw 5 cents into the wishing _____ and make a wish!
2. Jack and Jill went up the hill. Jack _____ down and broke his crown.
3. I like to _____ the roses in the garden.
4. Merlin the magician can cast a magic _____.
5. The robber was in the jail _____.
6. Mum called me from her new _____ phone.
7. She sells sea _____ on the sea shore.
8. The _____ will _____ on Christmas Day.

bell	dell	dwell	fell	knell
quell	sell	shell	spell	swell
smell	tell	well	wishing well	
cell	vell			

Word Unscramble!

Read the words in the first column below. Write the correct words on the lines.

elbl	<hr/> <hr/> <hr/>
wlel	<hr/> <hr/> <hr/>
elfl	<hr/> <hr/> <hr/>
mslel	<hr/> <hr/> <hr/>
letl	<hr/> <hr/> <hr/>

Word Order!

Read the words in the word bank below. Write the words on the lines in alphabetical order.

swell	bell	sell	smell
well	fell	tell	dell

1 _____ ----- _____	2 _____ ----- _____
3 _____ ----- _____	4 _____ ----- _____
5 _____ ----- _____	6 _____ ----- _____
7 _____ ----- _____	8 _____ ----- _____


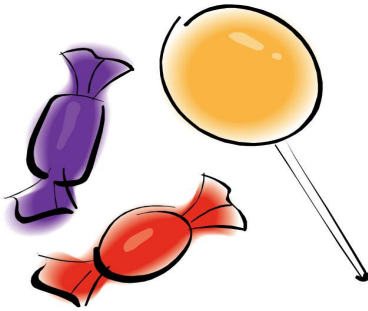


Write your own sentences using at least one word from the word bank in each sentence.

bell	dell	dwell	fell	knell
quell	sell	shell	spell	swell
smell	tell	well	wishing well	
cell	vell			

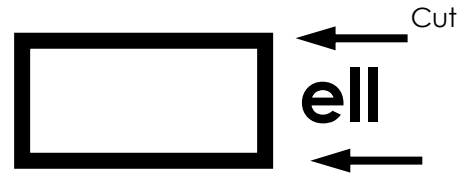
Handwriting practice area consisting of ten sets of horizontal lines. Each set includes a solid top line, a dashed middle line, and a solid bottom line, providing a guide for letter height and placement.

Say the name of the picture. If it ends in the same sound as this family, put a circle around it. If it has a different sound put a cross through the picture.



Print on Cardstock. Cut out the strips with letters and blends. Cut slits in the box and thread the letter slides through. Make as many words as you can with the letters and blends. Write them on a shell of paper.

a	h	sl	str
b	i	st	dr
bl	j	sc	be
br	k	t	scr
c	l	th	sp
ch	m	tr	spl
cr	n	u	sw
d	o	v	
dr	p	w	
e	pl	wr	
f	pr	wh	
fl	qu	x	
fr	r	y	
g	s	z	
gr	sh	gl	





Draw or cut out and paste pictures of items that have the same sound as this family. Write the word below your picture.

<hr/> <hr/> <hr/>	<hr/> <hr/> <hr/>
<hr/> <hr/> <hr/>	<hr/> <hr/> <hr/>
<hr/> <hr/> <hr/>	<hr/> <hr/> <hr/>

The End

We would love to hear your comments on this workbook. If you have a moment please email your comments and suggestions to fellback@staidenshomeschool.com

Other Volumes In Our Series Of Workbooks

AFRICA
ALPHABET, VOWELS & CONSONANTS
ALPHABET PICTURE DICTIONARY ACTIVITY BOOKS
ANIMALS
COLOURS, SHAPES, PUZZLES
DOLCH WORDS
GEOGRAPHY
HISTORY
NATURE
NUMBERS
PHONICS
READING
WORD FAMILIES
WRITING

This unit is provided free of charge by St Aiden's Homeschool, South Africa, for personal and classroom use in the interests of furthering home education in Africa and internationally. Please feel free to share it with family, friends and students in its entirety, without addition, amendment or omission. This unit may NOT be sold under any circumstances. Thank you for respecting international copyright laws.

I would like to acknowledge, with deep respect and grateful thanks, the work, assistance and guidance of Cherry Carl, USA, who has been a great inspiration to me and thousands of homeschooling parents like myself. A variety of clipart resources have been used, most notably Microsoft Clipart Collections, FG-A, Wikipedia, Graphics from Gran-Gran, Wiki-Know, www.keltawebconcepts.com.au and Free Classroom Clipart. Clipart was also obtained via Google copyright free clipart search.

Donnette E Davis

© 2007 St Aiden's Homeschool, Republic of South Africa
Dates of publications: November 17 2007

Filename: ell
Directory: C:\Documents and Settings\DONNETTE DAVIS\My Documents\our books\word family workbooks\e family
Template: C:\Documents and Settings\DONNETTE DAVIS\Application Data\Microsoft\Templates\Normal.dot
Title: Word family workbooks / activity books
Subject: Phonics - Word Families
Author: DONNETTE DAVIS
Keywords: phonics, pre-k phonics, word families, alphabet activity books
Comments:
Creation Date: 11/17/2007 11:37:00 AM
Change Number: 7
Last Saved On: 11/17/2007 1:59:00 PM
Last Saved By: DONNETTE DAVIS
Total Editing Time: 139 Minutes
Last Printed On: 11/17/2007 1:59:00 PM
As of Last Complete Printing
Number of Pages: 36
Number of Words: 1,930 (approx.)
Number of Characters: 11,003 (approx.)