

St Aiden's Homeschool South Africa



- ed Family Workbook Book 8

Name: _____

Date: _____

-ed Family Word List

bed

bled

bred

fed

fled

Fred

led

moped

red

shed

shred

sped

sled

wed



Colour the words. Can you write the word on the line?

bed

bled

bred

fed

fled

Fred

led

red

sled

shed

shred

sped

wed

moped

Trace over the words, then write the word on the lines

bed	<hr/> <hr/> <hr/>
bled	<hr/> <hr/> <hr/>
bred	<hr/> <hr/> <hr/>
fled	<hr/> <hr/> <hr/>
fed	<hr/> <hr/> <hr/>
Fred	<hr/> <hr/> <hr/>

moped

led

red

sled

sped

shed

shred

wed

bunkbed



Word Family Word Building Mat. How many other words can you think of? Write them in the spaces.

__ed

__ed

__ed

__ed

__ed

__ed

__ed

__ed

__ed

__ed



Print on cardstock. Cut out the tables. Laminate for protection. Cut out all smaller blocks. Match up single or double letters with the "word family" letters on the larger blocks. Encourage your child to sound the letters and then add it to the word family ending. Does it make a word she recognises? It would be fun to get your child to write the letters that get picked up and the words that are made on the next sheet of paper, or use the word building mat. Practice a few times over time and you will be amazed at how quickly the concept is picked up ☺

a	b	c	d	e
f	g	h	i	j
k	l	m	n	o
p	q	r	s	t
u	v	w	x	y
z	cr	st	sp	sl

_____ed	_____ed
---------	---------



Family Worksheet Mat

We are working on the word family that ends in **-ed**

_____ ed

_____ ed

_____ ed

_____ ed

_____ ed

_____ ed

_____ ed

_____ ed

_____ ed

- a
 - b
 - c
 - d
 - e
 - f
 - g
 - h
 - i
 - j
 - k
 - l
 - m
 - n
 - o
 - p
 - q
 - r
 - s
 - t
 - U
 - v
 - w
 - x
 - Y
 - z
- br
 - ch
 - cr
 - dr
 - fr
 - gr
 - pr
 - qu
 - sh
 - sl
 - sn
 - st
 - tr
 - wh
 - cl
 - str
 - wr
 - fl
 - bl

Word Wall. Print on cardstock and laminate for protection.
Cut out word slides for word wall.

bed

bled

bred

fled

fed

led

moped

sped

sled

shed

wed

bunkbed

Flash Cards. Print on cardstock and laminate for protection.
Cut out flash cards for sight words.

bed

bled

bred

fed

fled

led

Flash Cards. Print on cardstock and laminate for protection.
Cut out flash cards for sight words.

moped

sled

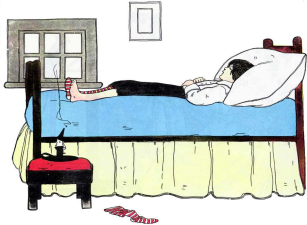
red

shed

sped

wed

Picture Flash Cards. Print on cardstock and laminate for protection. Cut out flash cards for sight words. Not all words have accompanying picture cards.




bed



bred




led



fed




fled



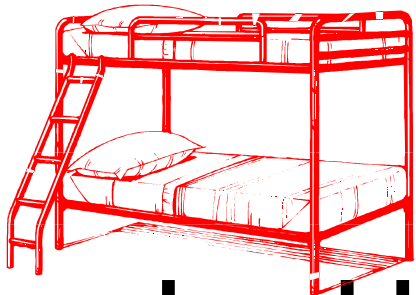
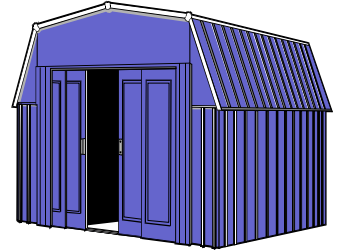
moped

Picture Flash Cards. Print on cardstock and laminate for protection. Cut out flash cards for sight words. Not all words have accompanying picture cards.

sled



shed



bunkbed



Fred



sped

wed



b

br

bl

fl

f

l

sh

sp

sl

w



-ed Family Word Slide
(Sound Blending)

Print on cardstock, cut and laminate for durability. Slit the top and bottom of the box on the picture for the onset slide. Thread the letter slide through the slits in the box. Match letters with word family to make recognisable words.

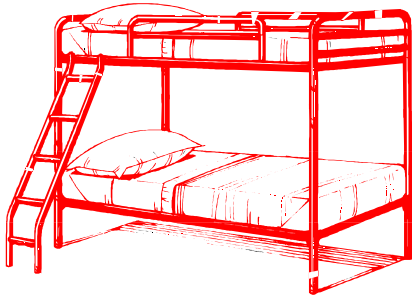
Example: /mop/ /ed = moped

Credits: This slide activity model was inspired by phonics genius Cherry Carl and has been adapted for our workbooks. Thank you.


Circle the correct word for the picture. Write the word on the lines.



bed / bred



bunkbed / bed





read / red



fled/fed

Write the correct word for the picture.












Wordsearch

Find and circle all of the words from the word bank. The words can go across, down or diagonally.

b	e	d	k	t	s	s	c	s	h	e	d
a	g	y	u	i	e	j	v	r	e	a	m
d	h	b	l	e	d	c	k	e	p	u	f
f	s	c	b	r	e	f	e	d	s	f	l
l	w	e	e	b	j	l	p	o	q	w	e
e	e	a	w	e	d	e	c	k	e	a	c
d	v	b	n	m	j	y	s	l	e	d	r
r	p	r	e	a	m	s	p	e	c	s	e
e	r	e	m	o	p	e	d	r	e	p	d
c	c	r	c	a	m	a	h	j	k	e	p
b	u	n	k	b	e	d	m	e	d	d	u

- bed
- led
- wed
- bled
- moped
- bunkbed
- bred
- sled
- red
- fed
- sped
- fled
- shed

Close the Gap!




Read the sentences below. Fill in the missing word. Choose only words from the word box on this page.

1. A _____ is a small motor scooter.
2. I grazed my knee and it _____.
3. The garden tools are kept in the _____.
4. We took the _____ out of the garage as soon as it started snowing.
5. Jesus _____ his disciples.
6. _____ Flintstone is a very well known cartoon character.
7. I had a cold so mum sent me to _____.
8. A _____ is one _____ on top of another one with a stepladder to climb up.
9. A _____ flag can mean danger.

bed	bled	bred	fed	fled
led	moped	sled	sped	shed
wed	bunkbed	red		


Word Unscramble!



Read the words in the first column below. Write the correct words on the lines.

deb	<hr/> <hr/> <hr/>
lebd	<hr/> <hr/> <hr/>
del	<hr/> <hr/> <hr/>
ldes	<hr/> <hr/> <hr/>
der	<hr/> <hr/> <hr/>

Word Order!



Read the words in the word bank below. Write the words on the lines in alphabetical order.

wed	bed	sped	red
bled	fled	fed	shed

1 _____ ----- _____	2 _____ ----- _____
3 _____ ----- _____	4 _____ ----- _____
5 _____ ----- _____	6 _____ ----- _____
7 _____ ----- _____	8 _____ ----- _____




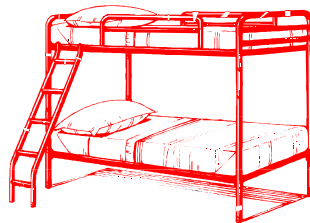

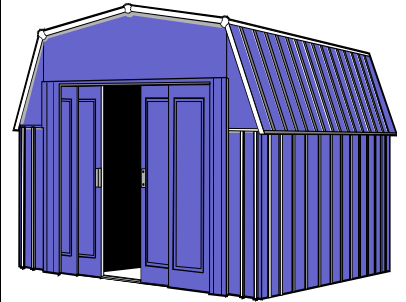


Write your own sentences using the one word from the word bank in each sentence.

bed	bled	bred	fed	fled
led	moped	sled	sped	shed
wed	bunkbed	red		

Handwriting practice lines consisting of solid top and bottom lines with a dashed middle line. There are ten sets of these lines provided for writing sentences.

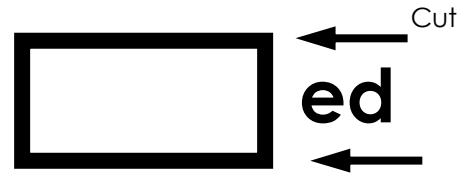



Say the name of the picture. If it ends in the same sound as this family, put a circle around it. If it has a different sound put a cross through the picture.



Print on Cardstock. Cut out the strips with letters and blends. Cut slits in the box and thread the letter slides through. Make as many words as you can with the letters and blends. Write them on a sheet of paper.

a	h	sl	str
b	i	st	dr
bl	j	sc	be
br	k	t	scr
c	l	th	
ch	m	tr	
cr	n	u	
d	o	v	
dr	p	w	
e	pl	wr	
f	pr	wh	
fl	qu	x	
fr	r	y	
g	s	z	
gr	sh	gl	





Draw or cut out and paste pictures of items that have the same sound as this family. Write the word below your picture.

<hr/> <hr/> <hr/>	<hr/> <hr/> <hr/>
<hr/> <hr/> <hr/>	<hr/> <hr/> <hr/>
<hr/> <hr/> <hr/>	<hr/> <hr/> <hr/>

The End

We would love to read your comments on this workbook. If you have a moment please email your comments and suggestions to feedback@staidenshomeschool.com

Other Volumes In Our Series Of Workbooks

AFRICA
ALPHABET, VOWELS & CONSONANTS
ANIMALS
COLOURS, SHAPES, PUZZLES
DOLCH WORDS
GEOGRAPHY
HISTORY
NATURE
NUMBERS
PHONICS
READING
WORD FAMILIES
WRITING

This unit is provided free of charge by St Aiden's Homeschool, South Africa, for personal and classroom use in the interests of furthering home education in Africa and internationally. Please feel free to share it with family, friends and students in its entirety, without addition, amendment or omission. This unit may NOT be sold under any circumstances. Thank you for respecting international copyright laws.

I would like to acknowledge, with deep respect and grateful thanks, the work, assistance and guidance of Cherry Carl, USA, who has been a great inspiration to me and thousands of homeschooling parents like myself. A variety of clipart resources have been used, most notably Microsoft Clipart Collections, FG-A, Wikipedia, Wiki-Know, www.keltawebconcepts.com.au and Free Classroom Clipart.

Donnette E Davis

© 2007 St Aiden's Homeschool, Republic of South Africa
Dates of publications: November 14 2007

Filename: ed
Directory: C:\Documents and Settings\DONNETTE DAVIS\My Documents\our books\word family workbooks\e family
Template: C:\Documents and Settings\DONNETTE DAVIS\Application Data\Microsoft\Templates\Normal.dot
Title: Word family workbooks / activity books
Subject: Phonics - Word Families
Author: DONNETTE DAVIS
Keywords: phonics, pre-k phonics, word families, alphabet activity books
Comments:
Creation Date: 11/14/2007 2:32:00 PM
Change Number: 11
Last Saved On: 11/14/2007 4:42:00 PM
Last Saved By: DONNETTE DAVIS
Total Editing Time: 125 Minutes
Last Printed On: 11/14/2007 4:42:00 PM
As of Last Complete Printing
Number of Pages: 29
Number of Words: 1,703 (approx.)
Number of Characters: 9,709 (approx.)