

St Aiden's Homeschool South Africa



- ear Family Workbook Book 4

Name: _____

Date: _____



-ear Family Word List

Sometimes -ea in a word sounds like e-h like in bear **b-eh-r** . And sometimes it sounds like **ee-r** like in ear. Sound the words and look at the pictures in this book so that you can say the sound and the word.



appear 

bear 

clear 

dear 

fear 

gear 

hear 

lear 

near 

pear 

rear 

sear 

spear 

tear  

wear 

year 

Colour the words. Can you write the word on the line?

appear

clear

dear

fear

hear

lear

near

pear

rear

sear

tear

wear

year

gear

bear

spear

Trace over the words, then write the word on the lines

appear

bear

clear

dear

fear

gear

hear

lear

near

pear

rear

sear

spear

tear

wear

year



Word Family Word Building Mat. How many other words can you think of? Write them in the spaces.

__ear

__ear

__ear

__ear

__ear

__ear

__ear

__ear

__ear

__ear



Print on cardstock. Cut out the tables. Laminate for protection. Cut out all smaller blocks. Match up single or double letters with the "word family" letters on the larger blocks. Encourage your child to sound the letters and then add it to the word family ending. Does it make a word she recognises? It would be fun to get your child to write the letters that get picked up and the words that are made on the next sheet of paper, or use the word building mat. Practice a few times over time and you will be amazed at how quickly the concept is picked up ☺

a	b	c	d	e
f	g	h	i	j
k	l	m	n	o
p	q	r	s	t
u	v	w	x	y
z	cr	st	sp	sl

_____ear	_____ear
----------	----------



Family Worksheet Mat

We are working on the word family that ends in
-ear

_____ ear

_____ ear

_____ ear

_____ ear

_____ ear

_____ ear

_____ ear

_____ ear

_____ ear

- | | |
|---|-----|
| a | br |
| b | ch |
| c | cr |
| d | dr |
| e | fr |
| f | gr |
| g | pr |
| h | qu |
| i | sh |
| j | sl |
| k | sn |
| l | st |
| m | tr |
| n | wh |
| o | cl |
| p | str |
| q | wr |
| r | fl |
| s | bl |
| t | |
| u | |
| v | |
| w | |
| x | |
| y | |
| z | |

Word Wall. Print on cardstock and laminate for protection.
Cut out word slides for word wall.

appear

bear

clear

dear

fear

gear

hear

lear

near

pear

rear

sear

spear

tear

wear

year

Flash Cards. Print on cardstock and laminate for protection.
Cut out flat cards for sight words.

appear

bear

hear

dear

gear

lear

Flash Cards. Print on cardstock and laminate for protection.
Cut out flat cards for sight words.

near

pear

pear

rear

sear

spear

Flash Cards. Print on cardstock and laminate for protection.
Cut out flat cards for sight words.

tear

wear

year

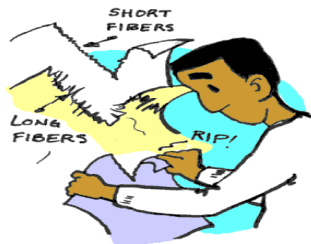
Picture Flash Cards. Print on cardstock and laminate for protection. Cut out flat cards for sight words. Not all words have accompanying picture cards.




bear




tear




tear



spear



rear

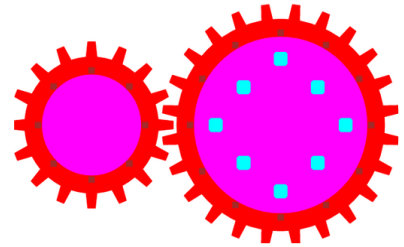


pear

Picture Flash Cards. Print on cardstock and laminate for protection. Cut out flat cards for sight words. Not all words have accompanying picture cards.



clear




gear




ear



hear



fear



pear

b

c

d

f

g

h

i

n

p

s

t



-ear Family Word Slide (Sound Blending)

Print on cardstock, cut and laminate for durability. Slit the top and bottom of the box on the picture for the onset slide. Thread the letter slide through the slits in the box. Match letters with word family to make recognisable words.

Example: /b/ /ear= bear

Credits: This slide activity model was inspired by phonics genius Cherry Carl and has been adapted for our workbooks. Thank you.

Circle the correct word for the picture. Write the word on the lines.




bare / bear



hare / hear




dear / deer



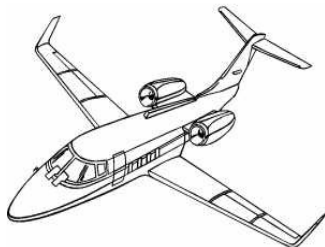
fear / free

Write the correct word for the picture.










Write the correct word for the picture.











Wordsearch

Find and circle all of the words from the word bank. The words can go across, down or diagonally.

a	d	f	l	e	a	r	s	f	t	j	w
p	w	y	l	h	s	v	h	j	e	d	e
p	z	s	p	e	a	r	v	s	a	e	a
e	q	m	f	u	b	e	a	r	r	a	r
a	z	g	d	s	g	n	p	l	g	r	a
r	p	e	a	r	w	g	e	h	k	s	m
x	c	r	g	e	a	r	o	a	e	r	f
s	e	a	r	r	e	a	p	r	r	g	e
d	j	l	c	l	e	a	r	q	x	p	a
b	y	e	a	r	m	x	v	b	h	u	r
a	h	e	a	r	w	q	r	e	a	r	v

appear bear clear dear fear
 gear hear lear near pear
 rear sear spear tear wear year

Close the Gap!



Read the sentences below. Fill in the missing word. Choose only words from the word box on this page.

1. This _____ jet looks like an aeroplane.
2. The fair is quite _____ so we can walk.
3. I want to _____ the music but it is not loud enough.
4. At the back means at the _____.
5. Zulu people often walk with a shield and a _____.
6. I had to _____ the wrapping paper off my present.
7. She was crying. A _____ rolled down her cheek.
8. 01 January is the first day of a new _____.
9. This is a _____ glass bowl.

appear	bear	clear	dear	fear
gear	hear	lear	near	pear
rear	sear	spear	tear	wear
				year

Word Unscramble!



Read the words in the first column below. Write the correct words on the lines.

reaf	<hr/> <hr/> <hr/>
aery	<hr/> <hr/> <hr/>
prae	<hr/> <hr/> <hr/>
rean	<hr/> <hr/> <hr/>
ater	<hr/> <hr/> <hr/>

Word Unscramble!



Read the words in the first column below. Write the correct words on the lines.

aerb	<hr/> <hr/> <hr/>
rlcea	<hr/> <hr/> <hr/>
read	<hr/> <hr/> <hr/>
awer	<hr/> <hr/> <hr/>
real	<hr/> <hr/> <hr/>

Word Order!














Read the words in the word bank below. Write the words on the lines in alphabetical order.

sear pear hear dear
appear wear rear bear

1 _____ ----- _____	2 _____ ----- _____
3 _____ ----- _____	4 _____ ----- _____
5 _____ ----- _____	6 _____ ----- _____
7 _____ ----- _____	8 _____ ----- _____



Say the name of the picture. If it ends in the same sound as this family, put a circle around it. If it has a different sound put a cross through the picture.

		
		
	 <small>Graphic: Tony Smith</small>	
		



Write your own sentences using the one word from the word bank in each sentence.

appear bear clear dear fear
gear hear lear near pear
rear sear spear tear wear year

Handwriting practice lines consisting of solid top and bottom lines with a dashed middle line. There are ten sets of these lines provided for writing sentences.




Handwriting practice lines consisting of 10 sets of three horizontal lines (top solid, middle dashed, bottom solid).



Handwriting practice lines consisting of solid top and bottom lines with a dashed middle line, repeated 10 times down the page.

Print on Cardstock. Cut out the strips with letters and blends. Cut slits in the box and thread the letter slides through. Make as many words as you can with the letters and blends. Write them on a sheet of paper.

a	h	sl	str
b	i	st	dr
bl	j	sc	be
br	k	t	
c	l	th	
ch	m	tr	
cr	n	u	
d	o	v	
dr	p	w	
e	pl	wr	
f	pr	wh	
fl	qu	x	
fr	r	y	
g	s	z	
gr	sh	gl	





Draw or cut out and paste pictures of items that have the same sound as this family. Write the word below your picture.

<hr/> <hr/> <hr/>	<hr/> <hr/> <hr/>
<hr/> <hr/> <hr/>	<hr/> <hr/> <hr/>
<hr/> <hr/> <hr/>	<hr/> <hr/> <hr/>

The End

We would love to hear your comments on this workbook. If you have a moment please email your comments and suggestions to feedback@staidenshomeschool.com

Other Volumes In Our Series Of Workbooks

AFRICA
ALPHABET, VOWELS & CONSONANTS
ANIMALS
COLOURS, SHAPES, PUZZLES
DOLCH WORDS
GEOGRAPHY
HISTORY
NATURE
NUMBERS
PHONICS
READING
WORD FAMILIES
WRITING

This unit is provided free of charge by St Aiden's Homeschool, South Africa, for personal and classroom use in the interests of furthering home education in Africa and internationally. Please feel free to share it with family, friends and students in its entirety, without addition, amendment or omission. This unit may NOT be sold under any circumstances. Thank you for respecting international copyright laws.

I would like to acknowledge, with deep respect and grateful thanks, the work, assistance and guidance of Cherry Carl, USA, who has been a great inspiration to me and thousands of homeschooling parents like myself. A variety of clipart resources have been used, most notably Microsoft Clipart Collections, FG-A, Wikipedia, Wiki-Know, www.keltawebconcepts.com.au and Free Classroom Clipart.

Donnette E Davis

© 2007 St Aiden's Homeschool, Republic of South Africa

Dates of publications: November 13 2007

Filename: ear
Directory: C:\Documents and Settings\DONNETTE DAVIS\My Documents\our books\word family workbooks\e family
Template: C:\Documents and Settings\DONNETTE DAVIS\Application Data\Microsoft\Templates\Normal.dot
Title: Word family workbooks / activity books
Subject: Phonics - Word Families
Author: DONNETTE DAVIS
Keywords: phonics, pre-k phonics, word families, alphabet activity books
Comments:
Creation Date: 11/13/2007 4:40:00 AM
Change Number: 11
Last Saved On: 11/13/2007 6:37:00 AM
Last Saved By: DONNETTE DAVIS
Total Editing Time: 104 Minutes
Last Printed On: 11/13/2007 6:37:00 AM
As of Last Complete Printing
Number of Pages: 35
Number of Words: 2,391 (approx.)
Number of Characters: 13,631 (approx.)