


# St Aiden's Homeschool South Africa



## Ee short Picture Dictionary Activity Book 9

Name: \_\_\_\_\_

Date: \_\_\_\_\_

# Short E Word List

edge  
education  
egg  
elbow  
elephant  
elevator  
elf  
elk  
empty  
end  
English  
enter  
envelope  
equator  
error  
erupt  
escape  
Eskimo  
every  
everyone  
everything  
exact  
except  
exit  
experiment  
explain  
explore  
extinct  
extinguisher  
eye




Trace the word and then practice writing it on the lines below. Write a sentence using the word if you can ☺

edge




Trace the word and then practice writing it on the lines below. Write a sentence using the word if you can ☺

education




Trace the word and then practice writing it on the lines below. Write a sentence using the word if you can ☺

egg



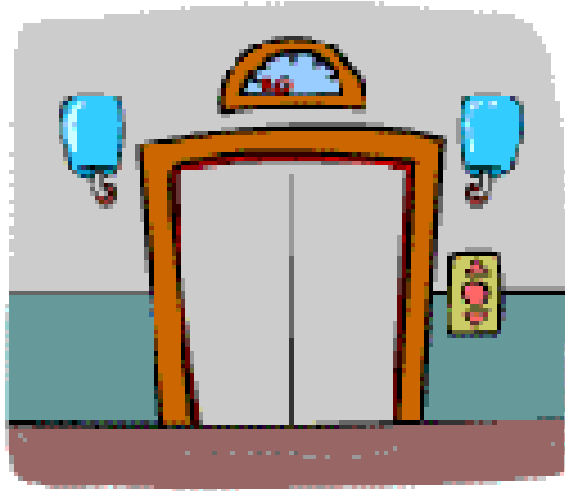
Trace the word and then practice writing it on the lines below. Write a sentence using the word if you can ☺

elbow



Trace the word and then practice writing it on the lines below. Write a sentence using the word if you can ☺

elephant




Trace the word and then practice writing it on the lines below. Write a sentence using the word if you can ☺

elevator



Trace the word and then practice writing it on the lines below. Write a sentence using the word if you can ☺

elf



Trace the word and then practice writing it on the lines below. Write a sentence using the word if you can ☺

ek


Beginning

End



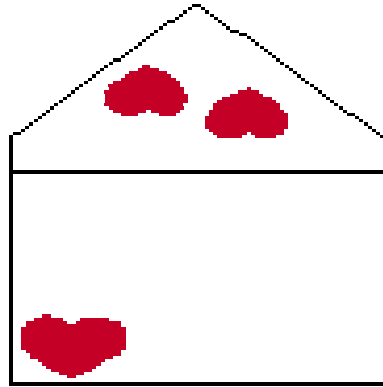
Trace the word and then practice writing it on the lines below. Write a sentence using the word if you can ☺

end



Trace the word and then practice writing it on the lines below. Write a sentence using the word if you can ☺

enter




Trace the word and then practice writing it on the lines below. Write a sentence using the word if you can 😊

envelope



Trace the word and then practice writing it on the lines below. Write a sentence using the word if you can ☺

Equator




Trace the word and then practice writing it on the lines below. Write a sentence using the word if you can ☺

erupt




Trace the word and then practice writing it on the lines below. Write a sentence using the word if you can ☺

eskimo



Trace the word and then practice writing it on the lines below. Write a sentence using the word if you can 😊

exit



Trace the word and then practice writing it on the lines below. Write a sentence using the word if you can ☺

experiment



Trace the word and then practice writing it on the lines below. Write a sentence using the word if you can ☺

extinct



Trace the word and then practice writing it on the lines below. Write a sentence using the word if you can ☺

extinguisher



Trace the word and then practice writing it on the lines below. Write a sentence using the word if you can ☺

eye

Practice writing the letters on the lines :

eeee

A set of three horizontal lines for handwriting practice: a solid top line, a dashed middle line, and a solid bottom line.A set of three horizontal lines for handwriting practice: a solid top line, a dashed middle line, and a solid bottom line.

EEEE

A set of three horizontal lines for handwriting practice: a solid top line, a dashed middle line, and a solid bottom line.A set of three horizontal lines for handwriting practice: a solid top line, a dashed middle line, and a solid bottom line.

EeEeE

A set of three horizontal lines for handwriting practice: a solid top line, a dashed middle line, and a solid bottom line.A set of three horizontal lines for handwriting practice: a solid top line, a dashed middle line, and a solid bottom line.A set of three horizontal lines for handwriting practice: a solid top line, a dashed middle line, and a solid bottom line.

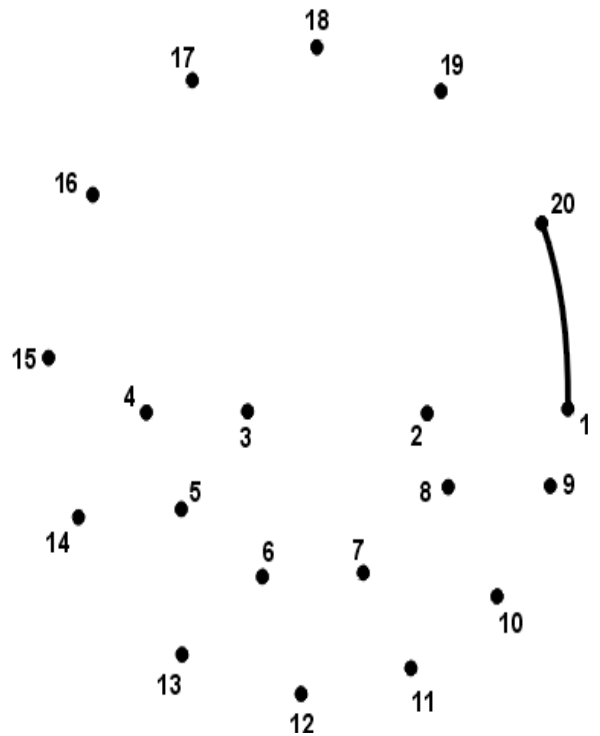
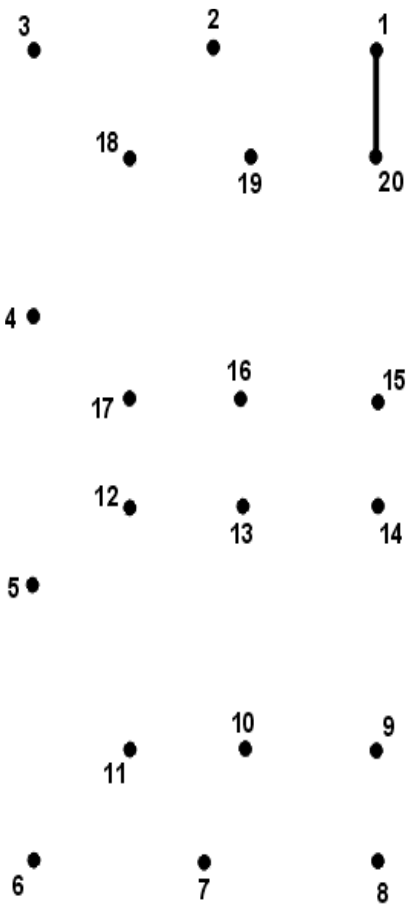
### Following Directions



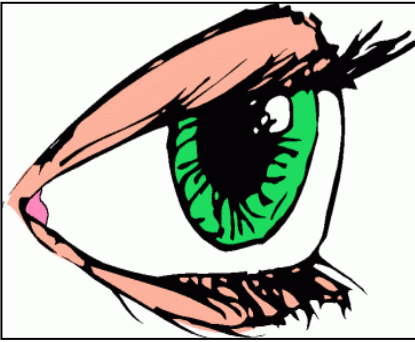
Colour the big letter green.

Colour the small letter brown.

Join the Dots on the big "E" and the little "e" and colour them in your favourite colours.




Say the name of the picture in the box and try to write the word on the lines next to the box. 😊



\_\_\_\_\_

-----


\_\_\_\_\_



\_\_\_\_\_

-----

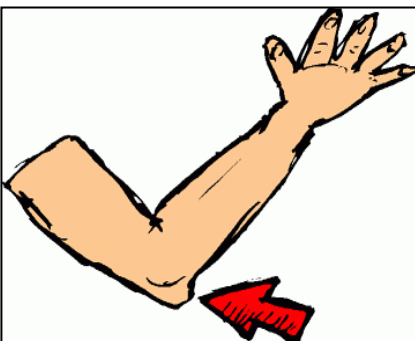
\_\_\_\_\_



\_\_\_\_\_

-----

\_\_\_\_\_







\_\_\_\_\_

-----

\_\_\_\_\_


Picture Quest : Look through books or magazines for pictures (or draw your own) that begin with the short "e" sound. Say the name of the picture, draw it or cut it out and paste it in the box and try to write the word on the lines next to the box. ☺

	<hr/> <hr/> <hr/>
	<hr/> <hr/> <hr/>
	<hr/> <hr/> <hr/>
	<hr/> <hr/> <hr/>


Word Quest : Look through books, magazines and newspapers and find words that begin with the short "e" sound. Try to write the words on the lines provided. Make as many copies of this page as you need. 😊

<hr/> <hr/> <hr/>	<hr/> <hr/> <hr/>	<hr/> <hr/> <hr/>
<hr/> <hr/> <hr/>	<hr/> <hr/> <hr/>	<hr/> <hr/> <hr/>
<hr/> <hr/> <hr/>	<hr/> <hr/> <hr/>	<hr/> <hr/> <hr/>
<hr/> <hr/> <hr/>	<hr/> <hr/> <hr/>	<hr/> <hr/> <hr/>
<hr/> <hr/> <hr/>	<hr/> <hr/> <hr/>	<hr/> <hr/> <hr/>
<hr/> <hr/> <hr/>	<hr/> <hr/> <hr/>	<hr/> <hr/> <hr/>
<hr/> <hr/> <hr/>	<hr/> <hr/> <hr/>	<hr/> <hr/> <hr/>
<hr/> <hr/> <hr/>	<hr/> <hr/> <hr/>	<hr/> <hr/> <hr/>
<hr/> <hr/> <hr/>	<hr/> <hr/> <hr/>	<hr/> <hr/> <hr/>
<hr/> <hr/> <hr/>	<hr/> <hr/> <hr/>	<hr/> <hr/> <hr/>

Match the picture to the correct word by drawing a coloured line. ☺



elevator



experiment



envelope



elf

Copy the word, and write it on the line:

ort Ee Picture Dictionary, Book 9

empty

English

enter

error

escape

every

everyone

Copy the word, and write it on the line:

ort Ee Picture Dictionary, Book 9

ever

escape

exact

except

exit

explain

explore

Copy the word, and write it on the line:

ort Ee Picture Dictionary, Book 9

entry

energy

engage


err

excite

enjoy

explore

Help the Evil Witch to find her way out of the maze to the Exit ☺



# Match & Colour

Look at the letters in the left column. Find and colour all the letters that are the same in the right column.

← LEFT

RIGHT →

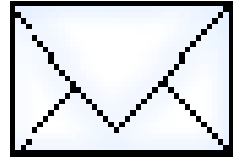
E	E	B	3	E
e	g	e	c	3

Colour the letters.

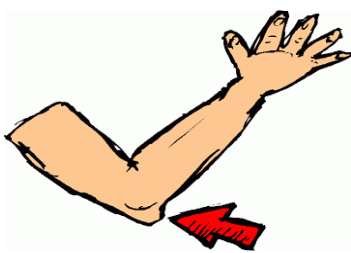

Ee Ee Ee

Ee Ee Ee Ee Ee


Find and circle all of the pictures that begin with the short "e" sound.



Ee



Ee

<p>_____</p> <p>-----</p> <p>_____</p>	  
<p>_____</p> <p>-----</p> <p>_____</p>	  
<p>_____</p> <p>-----</p> <p>_____</p>	  
<p>_____</p> <p>-----</p> <p>_____</p>	  

Circle each picture that begins with the "e" sound. Make an x on each picture that does not begin with the "e" sound. Write a capital and lower case "Ee" on the top line and in each box on the left.


# Ee



\_\_\_\_\_

-----

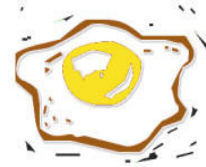
\_\_\_\_\_



\_\_\_\_\_

-----

\_\_\_\_\_



\_\_\_\_\_

-----

\_\_\_\_\_



\_\_\_\_\_

-----

\_\_\_\_\_



\_\_\_\_\_

-----

\_\_\_\_\_



\_\_\_\_\_

-----

\_\_\_\_\_



\_\_\_\_\_

-----

\_\_\_\_\_



\_\_\_\_\_

-----

\_\_\_\_\_



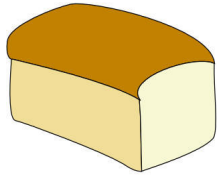
\_\_\_\_\_

-----

\_\_\_\_\_


Circle each picture that begins with the short "e" sound and write a capital and lowercase "Ee" in the box. If the picture does not begin with the short "e" sound, make an 'x' over the picture. Write a line of "Ee" on the top line.

Say the name of each picture. Listen for the sound that *d* makes. Where do you hear the sound? Write the letter *d* in the box to show where you hear the sound.

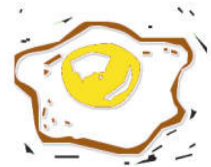


--	--	--

Beginning Middle End




--	--	--



--	--	--



--	--	--



--	--	--




--	--	--



--	--	--




--	--	--



--	--	--

Acknowledgements: Cherry Carl USA

Say the name of each picture. Read the words and circle the word that names the picture. Write the word underneath the picture.



egg      elf

\_\_\_\_\_

-----

\_\_\_\_\_



bowl      elbow

\_\_\_\_\_

-----

\_\_\_\_\_



leaf      elf

\_\_\_\_\_

-----

\_\_\_\_\_



elk      elf

\_\_\_\_\_

-----

\_\_\_\_\_

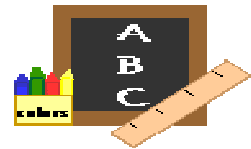


email      envelope

\_\_\_\_\_

-----

\_\_\_\_\_



education      easel

\_\_\_\_\_

-----

\_\_\_\_\_



earth      earring

\_\_\_\_\_

-----

\_\_\_\_\_



extinct      excite

\_\_\_\_\_

-----

\_\_\_\_\_

*That Way Out* →

exit      excite

\_\_\_\_\_

-----

\_\_\_\_\_

# Wordsearch

Find and circle all of the words from the word bank. The words can go across, down or diagonally.

e	g	g	g	f	e	w	h	e	y	e	s
l	q	e	d	f	g	s	l	e	w	x	h
e	n	d	s	t	e	w	g	h	g	t	r
p	v	i	e	w	i	d	e	n	r	i	e
h	i	n	f	l	e	w	l	e	e	n	w
a	e	a	m	e	n	t	b	r	w	u	w
n	r	e	w	m	k	d	o	r	e	i	b
t	c	r	e	p	f	d	w	e	w	s	x
e	r	u	p	t	e	w	t	s	p	h	w
k	n	e	w	y	l	u	u	n	e	e	i
k	d	f	g	d	f	y	e	e	g	r	j

egg  
enter

end  
elbow

empty  
extinguisher

erupt  
eye

elephant  
elf

We would love to hear your comments on this workbook. If you have a moment please email your comments and suggestions to [feedback@staidenshomeschool.com](mailto:feedback@staidenshomeschool.com)

Other Volumes In Our Series Of Workbooks

AFRICA  
ALPHABET, VOWELS & CONSONANTS  
ANIMALS  
COLOURS, SHAPES, PUZZLES  
DOLCH WORDS  
GEOGRAPHY  
HISTORY  
NATURE  
NUMBERS  
PHONICS  
READING  
WORD FAMILIES  
WRITING

This unit is provided on a **NON-PROFIT** basis and in certain circumstances it is provided free of charge or at extremely low cost covering printing and production costs borne entirely by the author with no subsidy, donation or educational grants whatsoever in South Africa or internationally. It may ONLY be sold onward by St Aiden's Homeschool, South Africa, and/or by its duly authorised representatives, for personal and Homeschool/classroom use in the interests of furthering home education in Africa and internationally. This unit may NOT be sold on under any circumstances by any unauthorised person or persons/individuals, companies/organisations or educational institutions, nor may it or any portion thereof be uploaded to any website locally or internationally. Nor may it be amended, altered, appended to, edited, and may only be used in its entirety and original format without addition amendment or omission. Thank you for respecting international copyright laws.

These units have been compiled together with and by my daughters Savannah and Clarissa, who have had enormous fun doing "dictionary work" and then sourcing appropriate graphics. A variety of clipart resources have been used, most notably Microsoft Clipart Collections, Barry's Clip Art, FG-A, Wikipedia, Wiki-Know, [www.keltawebconcepts.com.au](http://www.keltawebconcepts.com.au) and Free Classroom Clipart. Copyright free images were also sourced through Google. Sincere thanks to veteran educator Cherry Carl (USA) for the inspiration, guidance and direction she provides to parents and to educators.

Donnette E Davis – 3<sup>rd</sup> Edition Revised October 2008  
© 2008 St Aiden's Homeschool, Republic of South Africa  
Date of first publication: November 2007  
Post Office Box 13720  
Cascades  
3202  
KwaZulu-Natal  
Republic of South Africa

Filename: e short dictionary workbook - 3rd edition 2008  
Directory: C:\Documents and Settings\DONNETTE DAVIS\My Documents\our books\alphabet picture books\e  
Template: C:\Documents and Settings\DONNETTE DAVIS\Application Data\Microsoft\Templates\Normal.dot  
Title: Alphabet Picture Dictionary workbooks / activity books  
Subject: Long E Alphabet Picture Dictionary  
Author: DONNETTE DAVIS  
Keywords: phonics, pre-k phonics, alphabet, alphabet pictures, alphabet picture dictionary, word families, alphabet activity books  
Comments:  
Creation Date: 10/9/2008 10:23:00 AM  
Change Number: 11  
Last Saved On: 10/11/2008 6:13:00 AM  
Last Saved By: DONNETTE DAVIS  
Total Editing Time: 1,243 Minutes  
Last Printed On: 10/11/2008 6:13:00 AM  
As of Last Complete Printing  
Number of Pages: 39  
Number of Words: 1,331 (approx.)  
Number of Characters: 7,588 (approx.)