


# Numbers

## Odds & Evens

### Book 6



Name: \_\_\_\_\_

Date: \_\_\_\_\_


Draw a line between the matching word and number

1	five
2	two
3	sixteen
4	eight
5	twelve
6	four
7	eighteen
8	fifteen
9	ten
10	eleven
11	twenty
12	seven
19	thirteen
14	nine
15	fourteen
16	one
17	nineteen
18	six
13	seventeen
20	three

Look at the grid below. Colour the squares in the following colours:

Red            Colour 15 squares  
Green         Colour 19 squares  
Yellow        Colour 12 squares

Blue    Colour 9 squares  
Orange    Colour 16 squares









Colour all the squares with the number 1 written in them **RED**  
 Colour all the squares with the number 11 written in them **BLUE**  
 Colour all the squares with the number 17 written in them **GREEN**  
 Colour all the squares with the number 9 written in them **BROWN**  
 Colour all the squares with the number 15 written in them **ORANGE**

					11			9			
	1								15		1
				17							
9		1					9				
					1				17	9	15
	17										
				15		9					
	9		11						11		
11						11					17
17									9		
		1			17					15	
			15				9				
											1
	11				1			11	17		
		15									
9		17				15	9			15	
				9							11
								17	1		
	1			15			11			9	

# Odds & Evens

ODD NUMBERS		EVEN NUMBERS	
1	one	2	two
3	three	4	four
5	five	6	six
7	seven	8	eight
9	nine	10	ten
11	eleven	12	twelve
13	thirteen	14	fourteen
15	fifteen	16	sixteen
17	seventeen	18	eighteen
19	nineteen	20	twenty

Count the pictures in each box. Write the number in the box.  
Then write if it is odd or even like in the example.

	
<p><u>7</u>      <u>Odd</u></p>	<p>---      -----</p>
	
<p>---      -----</p>	<p>---      -----</p>
	
<p>---      -----</p>	<p>---      -----</p>

Count the pictures in each box. Write the number in the box. Then write if it is odd or even like in the example.

	
<p><u>7</u>      <u>Odd</u></p>	<p>-----</p>
	
<p>-----</p>	<p>-----</p>
	
<p>-----</p>	<p>-----</p>

Circle all the odd numbers in red  
Circle all the even numbers in blue

1

2

14

20

17

1

15

14

11

6

3

9

5

16

Colour all the odd numbers in orange

2

19

6

11

3

20

17

8

4

18

Colour all the even numbers in green

11

14

13

9

17

5


2

19


1

14

Look at the circles below. Count the pictures in each one. Circle the correct answer like in the example.




Odd  
Even

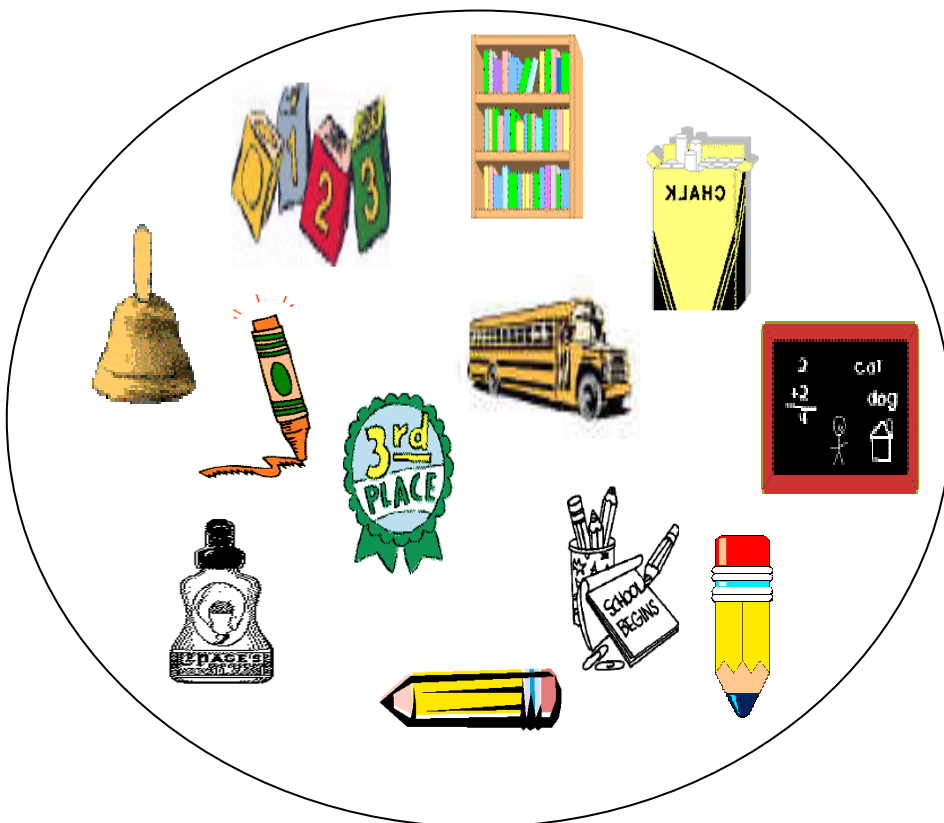


Odd  
Even

Look at the circles below. Count the pictures in each one. Circle the correct answer like in the example on the previous page.



Odd  
Even



Odd  
Even

This unit is distributed for free by St Aiden's Homeschool, South Africa and may not be sold, altered or amended. Please feel free to share this educational unit with friends, family, students, teachers in its entirety. St Aiden's Homeschool seeks to provide free learning materials for the purpose of furthering education in Africa and internationally, in terms of Educational Fair Use.

Donnette E Davis

© [www.staidenshomeschool.com](http://www.staidenshomeschool.com) 2007

Republic of South Africa

Filename: counting 6  
Directory: C:\Documents and Settings\DONNETTE DAVIS\My Documents\number books  
Template: C:\Documents and Settings\DONNETTE DAVIS\Application Data\Microsoft\Templates\Normal.dot  
Title: Numbers  
Subject:  
Author: DONNETTE DAVIS  
Keywords:  
Comments:  
Creation Date: 10/31/2007 4:46:00 AM  
Change Number: 4  
Last Saved On: 10/31/2007 6:41:00 AM  
Last Saved By: DONNETTE DAVIS  
Total Editing Time: 107 Minutes  
Last Printed On: 10/31/2007 6:42:00 AM  
As of Last Complete Printing  
Number of Pages: 13  
Number of Words: 489 (approx.)  
Number of Characters: 2,793 (approx.)