

# St Aiden's Homeschool - South Africa



## - ay Family Workbook Book 29

Name: \_\_\_\_\_

Date: \_\_\_\_\_

## -ay Family Word List

anyway	relay
away	replay
bay	say
birthday	slay
bray	spay
clay	splay
cray	spray
day	stay
delay	stingray
dray	subway
flay	sway
fray	today
freeway	tray
gainsay	way
gay	waylay
gray	xray
hay	yay
hiway	yesterday
jay	
lay	
may	
nay	
pay	
play	
pray	
quay	
ray	

Colour the words. Can you write the word on the line?

away

---

---

---

anyway

---

---

---

bay

---

---

---

birthday

---

---

---

bray

---

---

---

clay

---

---

---

cray

---

---

---

day

---

---

---

dray

---

---

---

flay

---

---

---

fray

---

---

---

gainsay

---

---

---

gay

---

---

---

gray

---

---

---

hay

---

---

---

jay

---

---

---

hiway

---

---

---

lay

---

---

---

may

---

---

---

nay

---

---

---

pay

---

---

---

play

---

---

---

pray

---

---

---

ray

---

---

---

relay

---

---

---

replay

---

---

---

say

---

---

---

slay

---

---

---

spray

---

---

---

stay

---

---

---

subway

---

---

---

sway

---

---

---

stingray

---

---

---

spay

---

---

---

splay

---

---

---

tray

---

---

---

today

---

---

---

quay

---

---

---

way

---

---

---

xray

---

---

---

yay

---

---

---

way

---

---

---

waylay

---

---

---

delay

---

---

---

yesterday

---

---

---

Trace over the words, then write the word on the lines

ay

away

anyway

bay

birthday

bray

clay

---

---

---

cray

---

---

---

day

---

---

---

dray

---

---

---

delay

---

---

---

flay

---

---

---

froy

---

---

---

freeway

---

---

---

gray

---

---

---

gay

---

---

---

gainsay

---

---

---

hay

---

---

---

joy

---

---

---

lay

---

---

---

may

---

---

---

may

---

---

---

quay

---

---

---

pay

---

---

---

pray

---

---

---

play

---

---

---

ray

---

---

---

say

---

---

---

slay

---

---

---

spay

---

---

---

splay

---

---

---

stay

---

---

---

spray

---

---

---

stringray

---

---

---

stray

---

---

---

today

---

---

---

tray

---

---

---

way

---

---

---

waylay

---

---

---

relay

---

---

---

dismay

---

---

---

replay

---

---

---

sway

---

---

---

hiway

---

---

---

subway

---

---

---

array

---

---

---

allay

---

---

---

foray

---

---

---

repay

---

---

---

dismay

---

---

---

yesterday

---

---

---



Word Family Word Building Mat. How many other words can you think of? Write them in the spaces.

\_\_ay

\_\_ay

\_\_ay

\_\_ay

\_\_ay

\_\_ay

\_\_ay

\_\_ay

\_\_ay

\_\_ay



Print on cardstock. Cut out the tables. Laminate for protection. Cut out all smaller blocks. Match up single or double letters with the "word family" letters on the larger blocks. Encourage your child to sound the letters and then add it to the word family ending. Does it make a word she recognises? It would be fun to get your child to write the letters that get picked up and the words that are made on the next sheet of paper, or use the word building mat. Practice a few times over time and you will be amazed at how quickly the concept is picked up ☺

a	b	c	d	e
f	g	h	i	j
k	l	m	n	o
p	q	r	s	t
u	v	w	x	y
z	cr	st	sp	sl

_____ay	_____ay
---------	---------

Family Worksheet Mat



We are working on the word family that ends in  
**-ay**

\_\_\_\_\_ ay

\_\_\_\_\_ ay

\_\_\_\_\_ ay

\_\_\_\_\_ ay

\_\_\_\_\_ ay

\_\_\_\_\_ ay

\_\_\_\_\_ ay

\_\_\_\_\_ ay

\_\_\_\_\_ ay

- a
  - b
  - c
  - d
  - e
  - f
  - g
  - h
  - i
  - j
  - k
  - l
  - m
  - n
  - o
  - p
  - q
  - r
  - s
  - t
  - U
  - v
  - w
  - x
  - Y
  - z
- br
  - ch
  - cr
  - dr
  - fr
  - gr
  - pr
  - qu
  - sh
  - sl
  - sn
  - st
  - tr
  - wh
  - cl
  - str
  - wr
  - fl
  - bl

Word Wall. Print on cardstock and laminate for protection.  
Cut out word slides for word wall.

ay

bay

bray

birthday

cray

clay

day

dray

delay

dismay

flay

fray

gray

foray

gay

gainsay

hay

jay

lay

may

nay

quay

pay

pray

ray

relay

repay

anyway

away

say

sway

stay

spay

splay

stray

spray

subway

tray

today

way

freeway

hiway

gainsay

stingray

allay

yesterday

Flash Cards. Print on cardstock and laminate for protection.  
Cut out flat cards for sight words.

ay

away

anyway

bay

bray

clay

Flash Cards. Print on cardstock and laminate for protection.  
Cut out flat cards for sight words.

cray

day

delay

dray

flay

fray

Flash Cards. Print on cardstock and laminate for protection.  
Cut out flat cards for sight words.

freeway

gay

gainsay

gray

hay

jay

Flash Cards. Print on cardstock and laminate for protection.  
Cut out flat cards for sight words.

dismay

foray

lay

may

nay

quay

Flash Cards. Print on cardstock and laminate for protection.  
Cut out flat cards for sight words.

pay

pray

play

ray

relay

replay

Flash Cards. Print on cardstock and laminate for protection.  
Cut out flat cards for sight words.

repay

say

stay

slay

sway

stray

Flash Cards. Print on cardstock and laminate for protection.  
Cut out flat cards for sight words.

subway

spray

tray

yay

hiway

stingray

Flash Cards. Print on cardstock and laminate for protection.  
Cut out flat cards for sight words.

allay

freeway

birthday

today

yesterday

cl

d

fl

g

j

l

m

r

s

st

tr

w



-ay Family Word Slide  
(Sound Blending)

Print on cardstock, cut and laminate for durability. Slit the top and bottom of the box on the picture for the onset slide. Thread the letter slide through the slits in the box. Match letters with word family to make recognisable words.

Example: /pl/ /ay = play

*Credits: This slide activity model was inspired by phonics genius Cherry Carl and has been adapted for our workbooks. Thank you.*

Circle the correct word for the picture. Write the word on the lines.



play / replay

---

---

---



pray / prey

---

---

---




bray / bay

---

---

---



lie / lay

---

---

---

Circle the correct word for the picture. Write the word on the lines.



dray / day

\_\_\_\_\_

-----

\_\_\_\_\_




birthday / berth

\_\_\_\_\_

-----

\_\_\_\_\_



dismay / stray

\_\_\_\_\_

-----

\_\_\_\_\_




day / dray

\_\_\_\_\_

-----

\_\_\_\_\_

Circle the correct word for the picture. Write the word on the lines.



bay / bray

\_\_\_\_\_

-----

\_\_\_\_\_



clay / cray

\_\_\_\_\_

-----

\_\_\_\_\_



hay / hey

\_\_\_\_\_

-----

\_\_\_\_\_



hiway / way

\_\_\_\_\_

-----

\_\_\_\_\_

Write the correct word for the picture.



---

---

---



---

---

---



---

---

---



---

---

---



# Wordsearch

Find and circle all of the words from the word bank. The words can go across, down or diagonally.

a	b	g	a	y	f	g	g	t	d	p	y
w	i	e	p	f	y	u	h	r	e	r	r
a	r	r	a	h	a	y	i	a	l	a	w
y	t	d	y	q	w	p	w	y	a	y	q
e	h	a	s	d	c	l	a	y	y	f	f
u	d	x	m	a	y	x	y	n	q	r	s
b	a	y	z	v	n	a	y	m	a	w	t
h	y	f	r	e	e	w	a	y	c	b	a
g	d	b	r	a	y	g	h	w	a	y	y
l	a	y	s	t	i	n	g	r	a	y	k
s	t	r	a	y	k	a	y	d	r	a	y

away  
delay  
birthday  
stingray

bay  
gay  
may  
stray

bray  
hay  
nay  
tray

clay  
hiway  
pay  
way

dray  
freeway  
pray

fray  
lay  
stay

## Close the Gap!



Read the sentences below. Fill in the missing word. Choose only words from the word box on this page.

1. I told the \_\_\_\_\_ dog to go \_\_\_\_\_.
2. We went to the park to \_\_\_\_\_ with our friends.
3. In Sunday School we had to \_\_\_\_\_ for the poor children.
4. A \_\_\_\_\_ is a kind of fish.
5. We packed the \_\_\_\_\_ for the horses in the barn.
6. \_\_\_\_\_ is my \_\_\_\_\_ and we are having a party later on.
7. I \_\_\_\_\_ go to the shops with my mum.
8. We had to \_\_\_\_\_ behind when mum went to the shop.

away	bay	bray	clay	dray	fray
delay	gay	hay	hiway	freeway	lay
birthday	may	nay	pay	pray	stay
stingray	stray	tray	way		

## Word Unscramble!



Read the words in the first column below. Write the correct words on the lines. Choose only words from the word box on this page.

waay	<hr/> <hr/> <hr/>
raty	<hr/> <hr/> <hr/>
lpsya	<hr/> <hr/> <hr/>
yal	<hr/> <hr/> <hr/>
yam	<hr/> <hr/> <hr/>

## Word Unscramble!



Read the words in the first column below. Write the correct words on the lines. Choose only words from the word box on this page.

ydaot	<hr/> <hr/> <hr/>
rthibyda	<hr/> <hr/> <hr/>
lapy	<hr/> <hr/> <hr/>
yap	<hr/> <hr/> <hr/>
rya	<hr/> <hr/> <hr/>

## Word Unscramble!



Read the words in the first column below. Write the correct words on the lines. Choose only words from the word box on this page.

sya	<hr/> <hr/> <hr/>
bya	<hr/> <hr/> <hr/>
yaw	<hr/> <hr/> <hr/>
rady	<hr/> <hr/> <hr/>
ladye	<hr/> <hr/> <hr/>

## Word Order!



Read the words in the word bank below. Write the words on the lines in alphabetical order.

pray  
lay

may  
day

away  
play

say  
tray

1 _____ ----- _____	2 _____ ----- _____
3 _____ ----- _____	4 _____ ----- _____
5 _____ ----- _____	6 _____ ----- _____
7 _____ ----- _____	8 _____ ----- _____

## Word Order!




Read the words in the word bank below. Write the words on the lines in alphabetical order.

pay      bray      toay      stay  
ray      gay      yay      stray

1 _____ ----- _____	2 _____ ----- _____
3 _____ ----- _____	4 _____ ----- _____
5 _____ ----- _____	6 _____ ----- _____
7 _____ ----- _____	8 _____ ----- _____



Say the name of the picture. If it ends in the same sound as this family, put a circle around it. If it has a different sound put a cross through the picture.





Write your own sentences using the one word from the word bank in each sentence.

away	bay	bray	clay	dray	fray
delay	gay	hay	hiway	freeway	lay
birthday	may	nay	pay	pray	stay
stingray	stray	tray	way	subway	today

Handwriting practice lines consisting of solid top and bottom lines with a dashed middle line. There are ten sets of these lines provided for writing sentences.



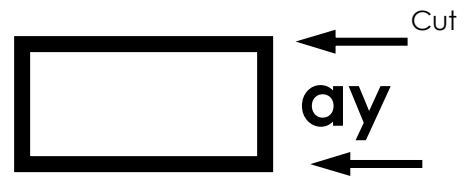
Handwriting practice lines consisting of solid top and bottom lines with a dashed middle line. There are 10 sets of these lines on the page.



Handwriting practice lines consisting of solid top and bottom lines with a dashed middle line. There are 10 sets of these lines on the page.

Print on Cardstock. Cut out the strips with letters and blends. Cut slits in the box and thread the letter slides through. Make as many words as you can with the letters and blends. Write them on a sheet of paper.

a	h	sl	str
b	i	st	dr
bl	j	sc	
br	k	t	
c	l	th	
ch	m	tr	
cr	n	u	
d	o	v	
dr	p	w	
e	pl	wr	
f	pr	wh	
fl	qu	x	
fr	r	y	
g	s	z	
gr	sh	gl	





Draw or cut out and paste pictures of items that have the same sound as this family. Write the word below your picture.

<hr/> <hr/> <hr/>	<hr/> <hr/> <hr/>
<hr/> <hr/> <hr/>	<hr/> <hr/> <hr/>
<hr/> <hr/> <hr/>	<hr/> <hr/> <hr/>

# The End

We would love to hear your comments on this workbook. If you have a moment please email your comments and suggestions to [feedback@staidenshomeschool.com](mailto:feedback@staidenshomeschool.com)

Other Volumes In Our Series Of Workbooks

AFRICA  
ALPHABET, VOWELS & CONSONANTS  
ANIMALS  
COLOURS, SHAPES, PUZZLES  
DOLCH WORDS  
GEOGRAPHY  
HISTORY  
NATURE  
NUMBERS  
READING  
WORD FAMILIES  
WRITING

This unit is provided free of charge by St Aiden's Homeschool, South Africa, for personal and classroom use in the interests of furthering home education in Africa and internationally. Please feel free to share it with family, friends and students in its entirety, without addition, amendment or omission. This unit may NOT be sold under any circumstances. Thank you for respecting international copyright laws.

I would like to acknowledge, with deep respect and grateful thanks, the work, assistance and guidance of Cherry Carl, USA, who has been a great inspiration to me and thousands of homeschooling parents like myself. A variety of clipart resources have been used, most notably Microsoft Clipart Collections, FG-A, Wikipedia, Wiki-Know, [www.keltawebconcepts.com.au](http://www.keltawebconcepts.com.au) and Free Classroom Clipart.

Donnette E Davis

© 2007 St Aiden's Homeschool, Republic of South Africa

Dates of publications: November 11 2007

Filename: ay  
Directory: C:\Documents and Settings\DONNETTE DAVIS\My Documents\our books\word family workbooks\a family  
Template: C:\Documents and Settings\DONNETTE DAVIS\Application Data\Microsoft\Templates\Normal.dot  
Title: St Aiden's Homeschool  
Subject:  
Author: DONNETTE DAVIS  
Keywords:  
Comments:  
Creation Date: 11/11/2007 8:31:00 AM  
Change Number: 9  
Last Saved On: 11/11/2007 11:18:00 AM  
Last Saved By: DONNETTE DAVIS  
Total Editing Time: 165 Minutes  
Last Printed On: 11/11/2007 11:18:00 AM  
As of Last Complete Printing  
Number of Pages: 56  
Number of Words: 3,509 (approx.)  
Number of Characters: 20,002 (approx.)