


St Aiden's Homeschool - South Africa



- ate Family Workbook Book 26

Name: _____

Date: _____



-ate Family Word List

ate
bate
calculate
chocolate
crate
create
date
debate
deflate
donate
fate
gate
grate
generate
hate
late
mate
rate
relate
plate
skate
spate
slate
state



Colour the words. Can you write the word on the line?

ate

bate

date

deflate

debate

chocolate

create

communicate

calculate

fate

gate

generate

hate

late

mate

create

skate

rate

spate

slate

grate

relate

Trace over the words, then write the word on the lines

ate

bate

orate

chocolate

date

deflate

create

communicate

fate

gate

hate

late

mate

rebate

state

slate

stare

spate

skate

plate

grate

generate

calculate

debate

donate

ingrate

gyrate

placate

relate



Word Family Word Building Mat. How many other words can you think of? Write them in the spaces.

__ate

__ate

__ate

__ate

__ate

__ate

__ate

__ate

__ate

__ate



Print on cardstock. Cut out the tables. Laminate for protection. Cut out all smaller blocks. Match up single or double letters with the "word family" letters on the larger blocks. Encourage your child to sound the letters and then add it to the word family ending. Does it make a word she recognises? It would be fun to get your child to write the letters that get picked up and the words that are made on the next sheet of paper, or use the word building mat. Practice a few times over time and you will be amazed at how quickly the concept is picked up ☺

a	b	c	d	e
f	g	h	i	j
k	l	m	n	o
p	q	r	s	t
u	v	w	x	y
z	cr	st	sp	sl

_____ate	_____ate
----------	----------

Family Worksheet Mat



We are working on the word family that ends in **-ate**

_____ ate

_____ ate

_____ ate

_____ ate

_____ ate

_____ ate

_____ ate

_____ ate

_____ ate

a br
b ch
c cr
d dr
e fr
f gr
g pr
h qu
i sh
j sl
k sn
l st
m tr
n wh
o cl
p str
q wr
r fl
s bl
t
u
v
w
x
y
z

Word Wall. Print on cardstock and laminate for protection.
Cut out word slides for word wall.

ate

bate

crate

chocolate

create

date

debate

deflate

fate

gate

hate

ingrate

mate

late

rebate

placate

relate

state

slate

spate

skate

calculate

generate

plate

donate

communicate

Flash Cards. Print on cardstock and laminate for protection.
Cut out flat cards for sight words.

ate

bate

crate

create

date

debate

Flash Cards. Print on cardstock and laminate for protection.
Cut out flat cards for sight words.

deflate

donate

fate

gate

hate

late

Flash Cards. Print on cardstock and laminate for protection.
Cut out flat cards for sight words.

mate

rate

state

slate

spate

rebate

Flash Cards. Print on cardstock and laminate for protection.
Cut out flat cards for sight words.

communicate

generate

calculate

plate

skate

chocolate

b

cr

f

g

h

i

r

s

st

sl

sk



ate


-ate Family Word Slide (Sound Blending)

Print on cardstock, cut and laminate for durability. Slit the top and bottom of the box on the picture for the onset slide. Thread the letter slide through the slits in the box. Match letters with word family to make recognisable words.

Example: /sk/ /ate skate

Credits: This slide activity model was inspired by phonics genius Cherry Carl and has been adapted for our workbooks. Thank you.

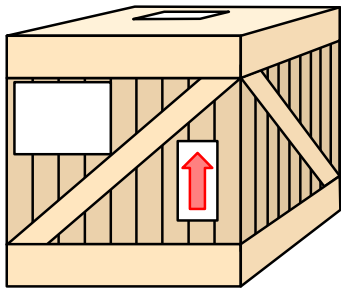
Circle the correct word for the picture. Write the word on the lines.




grate / gate



date / debate




create / crate




slate / stale

Write the correct word for the picture.











Wordsearch

Find and circle all of the words from the word bank. The words can go across, down or diagonally.

a	t	e	d	o	n	a	t	e	c	r	d
d	e	b	a	t	e	s	r	e	r	s	e
f	c	l	j	f	a	l	a	t	e	p	f
a	o	s	k	a	t	e	k	s	a	a	l
t	m	p	f	h	c	r	a	t	e	t	a
e	m	k	x	z	s	l	a	t	e	e	t
h	u	b	m	t	q	e	d	f	h	a	e
d	n	b	a	t	e	a	r	a	t	e	g
s	i	v	t	s	c	r	e	a	t	e	a
a	c	w	e	a	e	g	h	a	t	e	t
c	a	l	c	u	l	a	t	e	r	q	e

ate
date
gate
state

bate
deflate
hate
spate

crate
donate
late
skate

create
debate
mate
slate

calculate
fate
rate

Close the Gap!



Read the sentences below. Fill in the missing word. Choose only words from the word box on this page.

1. I _____ a whole slab of chocolate.
2. We packed our books and bags into a _____.
3. I wanted to _____ the perfect pie.
4. The _____ of Christmas is 25 December.
5. I don't want to be _____ for the party.
6. We wanted to _____ at the ice rink.
7. I _____ being _____ for school.
8. Mum said to close the _____ so the dog did not run into the road.

ate	bate	crate	create	calculate
date	deflate	donate	debate	fate
gate	hate	late	mate	rate
state	spate	skate	slate	communicate

Word Unscramble!



Read the words in the first column below. Write the correct words on the lines. Choose only words from the word box on this page.

teal	<hr/> <hr/> <hr/>
tea	<hr/> <hr/> <hr/>
tage	<hr/> <hr/> <hr/>
tale	<hr/> <hr/> <hr/>
ratec	<hr/> <hr/> <hr/>


Word Order!



Read the words in the word bank below. Write the words on the lines in alphabetical order.

late	gate	ate	mate
plate	state	slate	crate

1 _____ ----- _____	2 _____ ----- _____
3 _____ ----- _____	4 _____ ----- _____
5 _____ ----- _____	6 _____ ----- _____
7 _____ ----- _____	8 _____ ----- _____



Say the name of the picture. If it ends in the same sound as this family, put a circle around it. If it has a different sound put a cross through the picture.



Write your own sentences using the one word from the word bank in each sentence.

- ate
- bate
- crate
- create
- calculate
- date
- deflate
- donate
- debate
- fate
- gate
- hate
- late
- mate
- rate
- state
- spate
- skate
- slate
- communicate
- chocolate

Handwriting practice lines consisting of solid top and bottom lines with a dashed middle line, repeated ten times.



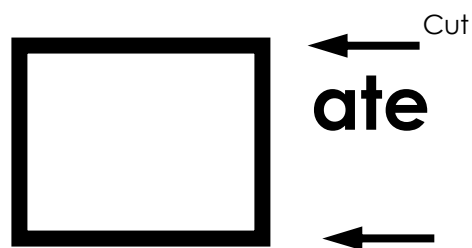
Handwriting practice lines consisting of solid top and bottom lines with a dashed middle line. There are 10 such sets of lines arranged vertically down the page.



A series of horizontal lines for handwriting practice. Each line set consists of a solid top line, a dashed middle line, and a solid bottom line. There are 10 such sets of lines arranged vertically down the page.

Print on Cardstock. Cut out the strips with letters and blends. Cut slits in the box and thread the letter slides through. Make as many words as you can with the letters and blends. Write them on a sheet of paper.

a	h	sl	str
b	i	st	dr
bl	j	sc	be
br	k	t	
c	l	th	
ch	m	tr	
cr	n	u	
d	o	v	
dr	p	w	
e	pl	wr	
f	pr	wh	
fl	qu	x	
fr	r	y	
g	s	z	
gr	sh	gl	





Draw or cut out and paste pictures of items that have the same sound as this family. Write the word below your picture.

<hr/> <hr/> <hr/>	<hr/> <hr/> <hr/>
<hr/> <hr/> <hr/>	<hr/> <hr/> <hr/>
<hr/> <hr/> <hr/>	<hr/> <hr/> <hr/>

The End

We would love to hear your comments on this workbook. If you have a moment please email your comments and suggestions to feedback@staidenshomeschool.com

Other Volumes In Our Series Of Workbooks

AFRICA
ALPHABET, VOWELS & CONSONANTS
ANIMALS
COLOURS, SHAPES, PUZZLES
DOLCH WORDS
GEOGRAPHY
HISTORY
NATURE
NUMBERS
READING
WORD FAMILIES
WRITING

This unit is provided free of charge by St Aiden's Homeschool, South Africa, for personal and classroom use in the interests of furthering home education in Africa and internationally. Please feel free to share it with family, friends and students in its entirety, without addition, amendment or omission. This unit may NOT be sold under any circumstances. Thank you for respecting international copyright laws.

I would like to acknowledge, with deep respect and grateful thanks, the work, assistance and guidance of Cherry Carl, USA, who has been a great inspiration to me and thousands of homeschooling parents like myself. A variety of clipart resources have been used, most notably Microsoft Clipart Collections, FG-A, Wikipedia, Wiki-Know, www.keltawebconcepts.com.au and Free Classroom Clipart.

Donnette E Davis

© 2007 St Aiden's Homeschool, Republic of South Africa

Dates of publications: November 10 2007

Filename: ate
Directory: C:\Documents and Settings\DONNETTE DAVIS\My Documents\our books\word family workbooks\a family
Template: C:\Documents and Settings\DONNETTE DAVIS\Application Data\Microsoft\Templates\Normal.dot
Title: St Aiden's Homeschool
Subject:
Author: DONNETTE DAVIS
Keywords:
Comments:
Creation Date: 11/10/2007 8:11:00 PM
Change Number: 7
Last Saved On: 11/11/2007 6:10:00 AM
Last Saved By: DONNETTE DAVIS
Total Editing Time: 68 Minutes
Last Printed On: 11/11/2007 6:10:00 AM
As of Last Complete Printing
Number of Pages: 36
Number of Words: 2,483 (approx.)
Number of Characters: 14,155 (approx.)