

St Aiden's Homeschool South Africa



- at Family Workbook Book 25

Name: _____

Date: _____



-at Family Word List

at

bat

brat

cat

chat

drat

fat

flat

format

gnat

hat

mat

pat

rat

rat-a-tat

sat

stat

spat

splat

tat

that

vat

Colour the words. Can you write the word on the line?

at

bat

brat

cat

drat

fat

flat

gnat

hat

mat

rat

sat

slat

spat

splat

stat

chat

tat

that

vat

format

Trace over the words, then write the word on the lines

at

bat

cat

chat

drat

fat

flat

gnat

hat

mat

pat

mat

rat

sat

Handwriting practice lines for the words listed on the left. Each word has a corresponding set of three horizontal lines: a solid top line, a dashed middle line, and a solid bottom line.

stat

slat

squat

spot

splat

tat

that

Handwriting practice lines for the words listed on the left. Each word has a corresponding set of three horizontal lines: a solid top line, a dashed middle line, and a solid bottom line.

vat

brat

format

rat-a-tat



Word Family Word Building Mat. How many other words can you think of? Write them in the spaces.

__at

__at

__at

__at

__at

__at

__at

__at

__at

__at



Print on cardstock. Cut out the tables. Laminate for protection. Cut out all smaller blocks. Match up single or double letters with the "word family" letters on the larger blocks. Encourage your child to sound the letters and then add it to the word family ending. Does it make a word she recognises? It would be fun to get your child to write the letters that get picked up and the words that are made on the next sheet of paper, or use the word building mat. Practice a few times over time and you will be amazed at how quickly the concept is picked up ☺

a	b	c	d	e
f	g	h	i	j
k	l	m	n	o
p	q	r	s	t
u	v	w	x	y
z	cl	sm	spl	sl

_____at	_____at
---------	---------

Family Worksheet Mat



We are working on the word family that ends in **-at**

_____ at

_____ at

_____ at

_____ at

_____ at

_____ at

_____ at

_____ at

_____ at

a br
b ch
c cr
d dr
e fr
f gr
g pr
h qu
i sh
j sl
k sn
l st
m tr
n wh
o cl
p str
q wr
r fl
s bl
t
U
V
W
X
Y
Z

Word Wall. Print on cardstock and laminate for protection.
Cut out word slides for word wall.

at

bat

brat

cat

chat

drat

fat

flat

gnat

hat

mat

pat

rat

sat

slat

spat

stat

splat

squat

that

vat

Flat Cards. Print on cardstock and laminate for protection.
Cut out flat cards for sight words.

at

bat

brat

cat

drat

fat

Flat Cards. Print on cardstock and laminate for protection.
Cut out flat cards for sight words.

gnat

hat

mat

pat

rat

sat

Flat Cards. Print on cardstock and laminate for protection.
Cut out flat cards for sight words.

stat

splat

spat

tat

that

vat

Flat Cards. Print on cardstock and laminate for protection.
Cut out flat cards for sight words.

flat

format

rat-a-tat

chat

b

c

dr

f

fl

h

r


m

s

spl

th

v



-at Family Word Slide (Sound Blending)

Print on cardstock, cut and laminate for durability. Slit the top and bottom of the box on the picture for the onset slide. Thread the letter slide through the slits in the box. Match letters with word family to make recognisable words.

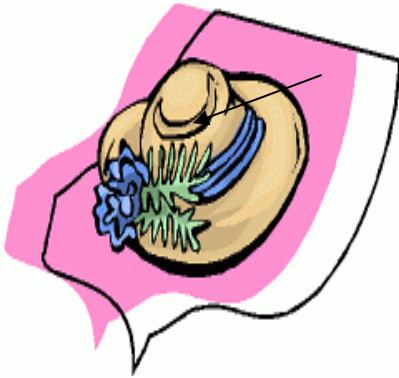
Example: /b/ /at bat

Credits: This slide activity model was inspired by phonics genius Cherry Carl and has been adapted for our workbooks. Thank you.

Circle the correct word for the picture. Write the word on the lines.



sat / stat



hat / hit



chat / cat




mat / make

Write the correct word for the picture.









Wordsearch



Find and circle all of the words from the word bank. The words can go across, down or diagonally.

a	t	s	g	n	a	t	t	t	y	u	t
s	e	a	q	g	d	f	j	f	a	t	h
x	w	t	s	t	a	t	s	j	l	l	a
r	d	b	a	t	n	s	p	a	t	y	t
a	g	q	x	c	d	r	a	t	s	f	a
t	b	h	z	v	s	d	w	q	p	l	d
d	h	a	s	b	r	a	t	f	l	a	z
m	p	t	j	p	a	t	v	b	a	t	c
a	r	a	t	d	h	r	c	a	t	n	b
t	e	c	h	a	t	z	v	v	a	t	n
t	a	t	f	o	r	m	a	t	c	h	n

- at
- bat
- brat
- cat
- drat
- fat
- flat
- gnat
- hat
- mat
- pat
- sat
- rat
- stat
- spat
- splat
- tat
- that
- vat
- format

Close the Gap!



Read the sentences below. Fill in the missing word. Choose only words from the word box on this page.

1. I will get lots of presents _____ Christmas time.
2. Cricket and baseball are both played using a _____.
3. A _____ looks very similar to a mouse.
4. The witch has a pointed _____.
5. Little Miss Muffett _____ on her tuffet.
6. The rain went _____ on the window.
7. Rat-a-_____.
8. The lady was weaving a _____ made from grass.
9. My _____ had three sweet little kittens.

at	bat	brat	cat	drat
fat	flat	gnat	hat	mat
pat	sat	rat	stat	spat
splat	tat	that	vat	

Word Unscramble!



Read the words in the first column below. Write the correct words on the lines. Choose only words from the word box on this page.

tab	<hr/> <hr/> <hr/>
htca	<hr/> <hr/> <hr/>
tar	<hr/> <hr/> <hr/>
lspta	<hr/> <hr/> <hr/>
rbta	<hr/> <hr/> <hr/>

Word Order!





Read the words in the word bank below. Write the words on the lines in alphabetical order.

bat	splat	vat	hat
cat	mat	spat	rat

1 _____ ----- _____	2 _____ ----- _____
3 _____ ----- _____	4 _____ ----- _____
5 _____ ----- _____	6 _____ ----- _____
7 _____ ----- _____	8 _____ ----- _____



Say the name of the picture. If it ends in the same sound as this family, put a circle around it. If it has a different sound put a cross through the picture.





Write your own sentences using the one word from the word bank in each sentence.

at	bat	brat	cat	drat
fat	flat	gnat	hat	mat
pat	sat	rat	stat	spat
splat	tat	that	vat	

Handwriting practice lines consisting of a solid top line, a dashed middle line, and a solid bottom line. There are ten such sets of lines provided for writing sentences.



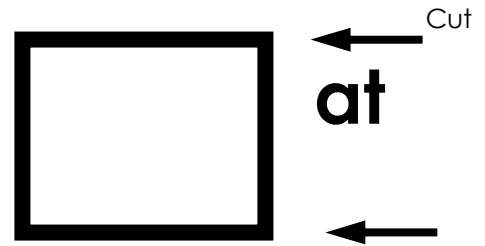
Handwriting practice lines consisting of solid top and bottom lines with a dashed middle line, repeated 10 times down the page.



Handwriting practice lines consisting of 10 sets of three horizontal lines (top solid, middle dashed, bottom solid) for writing practice.

Print on Cardstock. Cut out the strips with letters and blends. Cut slits in the box and thread the letter slides through. Make as many words as you can with the letters and blends. Write them on a sheet of paper.

a	h	sl	str
b	i	st	dr
bl	j	sc	be
br	k	t	
c	l	th	
ch	m	tr	
cr	n	u	
d	o	v	
dr	p	w	
e	pl	wr	
f	pr	wh	
fl	qu	x	
fr	r	y	
g	s	z	
gr	sh	gl	





Draw or cut out and paste pictures of items that have the same sound as this family. Write the word below your picture.

<hr/> <hr/> <hr/>	<hr/> <hr/> <hr/>
<hr/> <hr/> <hr/>	<hr/> <hr/> <hr/>
<hr/> <hr/> <hr/>	<hr/> <hr/> <hr/>

The End

We would love to hear your comments on this workbook. If you have a moment please email your comments and suggestions to feedback@staidenshomeschool.com

Other Volumes In Our Series Of Workbooks

AFRICA
ALPHABET, VOWELS & CONSONANTS
ANIMALS
COLOURS, SHAPES, PUZZLES
DOLCH WORDS
GEOGRAPHY
HISTORY
NATURE
NUMBERS
READING
WORD FAMILIES
WRITING

This unit is provided free of charge by St Aiden's Homeschool, South Africa, for personal and classroom use in the interests of furthering home education in Africa and internationally. Please feel free to share it with family, friends and students in its entirety, without addition, amendment or omission. This unit may NOT be sold under any circumstances. Thank you for respecting international copyright laws.

I would like to acknowledge, with deep respect and grateful thanks, the work, assistance and guidance of Cherry Carl, USA, who has been a great inspiration to me and thousands of homeschooling parents like myself. A variety of clipart resources have been used, most notably Microsoft Clipart Collections, FG-A, Wikipedia, Wiki-Know, www.keltawebconcepts.com.au and Free Classroom Clipart.

Donnette E Davis

© 2007 St Aiden's Homeschool, Republic of South Africa

Dates of publications: November 10 2007

Filename: at
Directory: C:\Documents and Settings\DONNETTE DAVIS\My Documents\our books\word family workbooks\a family
Template: C:\Documents and Settings\DONNETTE DAVIS\Application Data\Microsoft\Templates\Normal.dot
Title: St Aiden's Homeschool
Subject:
Author: DONNETTE DAVIS
Keywords:
Comments:
Creation Date: 11/10/2007 8:05:00 PM
Change Number: 4
Last Saved On: 11/10/2007 8:21:00 PM
Last Saved By: DONNETTE DAVIS
Total Editing Time: 3 Minutes
Last Printed On: 11/10/2007 8:22:00 PM
As of Last Complete Printing
Number of Pages: 33
Number of Words: 1,795 (approx.)
Number of Characters: 10,232 (approx.)