

St Aiden's Homeschool - South Africa



- ash Family Workbook Book 24

Name: _____

Date: _____



-ash Family Word List

ash

bash

cash

crash

clash

dash

gash

gnash

hash

lash

mash

rash

sash

stash

smash

splash

squash

stash

trash

wash

Colour the words. Can you write the word on the line?

ash

bash

cash

clash

crash

dash

gash

gnash

hash

lash

mash

rash

sash

slash

stash

squash

splash

smash

trash

wash

Trace over the words, then write the word on the lines

ash

bash

cash

crash

clash

dash

flash

gash

gnash

hash

lash

mash

nash

sash

slash

squash

smash

splash

stash

trash

wash



Word Family Word Building Mat. How many other words can you think of? Write them in the spaces.

__ash

__ash

__ash

__ash

__ash

__ash

__ash

__ash

__ash

__ash



Print on cardstock. Cut out the tables. Laminate for protection. Cut out all smaller blocks. Match up single or double letters with the "word family" letters on the larger blocks. Encourage your child to sound the letters and then add it to the word family ending. Does it make a word she recognises? It would be fun to get your child to write the letters that get picked up and the words that are made on the next sheet of paper, or use the word building mat. Practice a few times over time and you will be amazed at how quickly the concept is picked up ☺

a	b	c	d	e
f	g	h	i	j
k	l	m	n	o
p	q	r	s	t
u	v	w	x	y
z	cl	sm	spl	sl

_____ash	_____ash
----------	----------

Family Worksheet Mat



We are working on the word family that ends in
-ash

_____ ash

_____ ash

_____ ash

_____ ash

_____ ash

_____ ash

_____ ash

_____ ash

_____ ash

a br
b ch
c cr
d dr
e fr
f gr
g pr
h qu
i sh
j sl
k sn
l st
m tr
n wh
o cl
p str
q wr
r fl
s bl
t
U
V
W
X
Y
Z

Word Wall. Print on cardstock and laminate for protection.
Cut out word slides for word wall.

ash

bash

cash

clash

crash

dash

gash

gnash

hash

lash

mash

rash

sash

slash

smash

stash

splash

squash

trash

wash

Flash Cards. Print on cardstock and laminate for protection.
Cut our flash cards for sight words.

ash

bash

cash

clash

crash

dash

Flash Cards. Print on cardstock and laminate for protection.
Cut out flash cards for sight words.

gash

gnash

hash

lash

mash

rash

Flash Cards. Print on cardstock and laminate for protection.
Cut out flash cards for sight words.

sash

smash

slash

stash

splash

trash

Flash Cards. Print on cardstock and laminate for protection.
Cut out flash cards for sight words.

squash

wash

b

c

d

cr

h

m

p

r

s

sm

st

t



-ash Family Word Slide
(Sound Blending)

Print on cardstock, cut and laminate for durability. Slit the top and bottom of the box on the picture for the onset slide. Thread the letter slide through the slits in the box. Match letters with word family to make recognisable words.

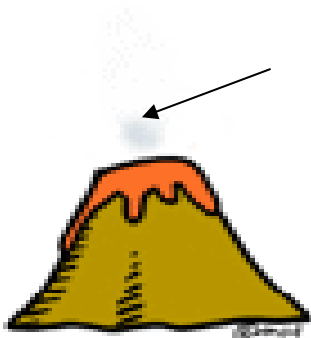
Example: /c/ /ash cash

Credits: This slide activity model was inspired by phonics genius Cherry Carl and has been adapted for our workbooks. Thank you.

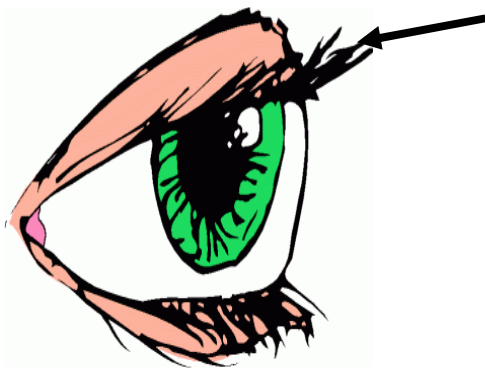
Circle the correct word for the picture. Write the word on the lines.



cash / case



ash/ air



lash / lace




trash / rash

Write the correct word for the picture.











Wordsearch

Find and circle all of the words from the word bank. The words can go across, down or diagonally.

a	s	h	s	d	r	a	s	h	m	l	i
s	a	s	c	q	g	y	e	c	a	t	q
a	n	c	g	r	u	u	w	l	s	r	w
s	m	k	r	j	a	a	f	a	h	a	q
h	s	w	q	e	t	s	s	s	y	s	l
a	s	b	a	s	h	w	h	h	q	h	a
s	a	h	w	s	l	a	s	h	y	e	s
l	s	f	h	k	p	s	t	a	s	h	h
a	h	a	q	w	c	a	s	h	a	f	k
s	m	a	s	h	e	r	a	w	a	s	h
h	g	n	a	s	h	y	u	h	a	s	h

- ash
- dash
- mash
- smash
- bash
- gash
- rash
- stash
- cash
- gnash
- sash
- trash
- clash
- hash
- splash
- squash
- crash
- lash
- slash
- wash

Close the Gap!



Read the sentences below. Fill in the missing word. Choose only words from the word box on this page.

1. If I jump in the puddle it will _____ you.
2. I like to eat bangers and _____.
3. The grass is very long, we will need to _____ it with a scythe.
4. I was not feeling well and I had a red spotty _____ on my face.
5. The two cars were involved in a _____.
6. Mum had to _____ to the shops before they closed.
7. I like to eat potato _____ browns for breakfast.
8. The robbers made off with a lot of _____.

ash	bash	cash	clash	crash
dash	gash	gnash	hash	lash
mash	rash	sash	splash	slash
smash	stash	trash	squash	wash

Word Unscramble!



Read the words in the first column below. Write the correct words on the lines. Choose only words from the word box on this page.

rtsha	<hr/> <hr/> <hr/>
hsab	<hr/> <hr/> <hr/>
shal	<hr/> <hr/> <hr/>
sahd	<hr/> <hr/> <hr/>
Isahps	<hr/> <hr/> <hr/>

Word Order!




Read the words in the word bank below. Write the words on the lines in alphabetical order.

stash gnash rash crash
bash trash wash ash

1 _____ ----- _____	2 _____ ----- _____
3 _____ ----- _____	4 _____ ----- _____
5 _____ ----- _____	6 _____ ----- _____
7 _____ ----- _____	8 _____ ----- _____



Say the name of the picture. If it ends in the same sound as this family, put a circle around it. If it has a different sound put a cross through the picture.





Write your own sentences using the one word from the word bank in each sentence.

ash	bash	cash	clash	crash
dash	gash	gnash	hash	lash
mash	rash	sash	splash	slash
smash	stash	trash	squash	wash

Handwriting practice lines consisting of solid top and bottom lines with a dashed middle line. There are ten sets of these lines provided for writing sentences.



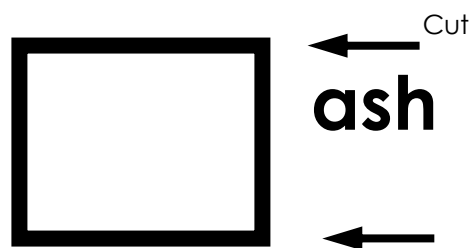
Handwriting practice lines consisting of solid top and bottom lines with a dashed middle line. There are 10 such sets of lines arranged vertically down the page.



Handwriting practice lines consisting of solid top and bottom lines with a dashed middle line. There are 10 sets of these lines on the page.

Print on Cardstock. Cut out the strips with letters and blends. Cut slits in the box and thread the letter slides through. Make as many words as you can with the letters and blends. Write them on a sheet of paper.

a	h	sl	str
b	i	st	dr
bl	j	sc	be
br	k	t	
c	l	th	
ch	m	tr	
cr	n	u	
d	o	v	
dr	p	w	
e	pl	wr	
f	pr	wh	
fl	qu	x	
fr	r	y	
g	s	z	
gr	sh	gl	





Draw or cut out and paste pictures of items that have the same sound as this family. Write the word below your picture.

<hr/> <hr/> <hr/>	<hr/> <hr/> <hr/>
<hr/> <hr/> <hr/>	<hr/> <hr/> <hr/>
<hr/> <hr/> <hr/>	<hr/> <hr/> <hr/>

The End

We would love to hear your comments on this workbook. If you have a moment please email your comments and suggestions to feedback@staidenshomeschool.com

Other Volumes In Our Series Of Workbooks

AFRICA
ALPHABET, VOWELS & CONSONANTS
ANIMALS
COLOURS, SHAPES, PUZZLES
DOLCH WORDS
GEOGRAPHY
HISTORY
NATURE
NUMBERS
READING
WORD FAMILIES
WRITING

This unit is provided free of charge by St Aiden's Homeschool, South Africa, for personal and classroom use in the interests of furthering home education in Africa and internationally. Please feel free to share it with family, friends and students in its entirety, without addition, amendment or omission. This unit may NOT be sold under any circumstances. Thank you for respecting international copyright laws.

I would like to acknowledge, with deep respect and grateful thanks, the work, assistance and guidance of Cherry Carl, USA, who has been a great inspiration to me and thousands of homeschooling parents like myself. A variety of clipart resources have been used, most notably Microsoft Clipart Collections, FG-A, Wikipedia, Wiki-Know, www.keltawebconcepts.com.au and Free Classroom Clipart.

Donnette E Davis

© 2007 St Aiden's Homeschool, Republic of South Africa

Dates of publications: November 10 2007

Filename: ash
Directory: C:\Documents and Settings\DONNETTE DAVIS\My Documents\our books\word family workbooks\a family
Template: C:\Documents and Settings\DONNETTE DAVIS\Application Data\Microsoft\Templates\Normal.dot
Title: St Aiden's Homeschool
Subject:
Author: DONNETTE DAVIS
Keywords:
Comments:
Creation Date: 11/10/2007 6:13:00 PM
Change Number: 7
Last Saved On: 11/10/2007 6:56:00 PM
Last Saved By: DONNETTE DAVIS
Total Editing Time: 43 Minutes
Last Printed On: 11/10/2007 6:56:00 PM
As of Last Complete Printing
Number of Pages: 32
Number of Words: 1,804 (approx.)
Number of Characters: 10,285 (approx.)