

St Aiden's Homeschool - South Africa



- art Family Workbook Book 23

Name: _____

Date: _____

-art Family Word List



art

apart

cart

chart

clipart

dart

depart

mart

part

quart

smart

start

tart

wart

Colour the words. Can you write the word on the line?

art

apart

cart

chart

dart

mart

part

quart

smart

start

tart

wart

Trace over the words, then write the word on the lines

apart

cart

chart

dart

mart

part

quart

smart

start

tart

wart

Handwriting practice lines for the words 'smart', 'start', 'tart', and 'wart'. Each word is followed by a set of three horizontal lines: a solid top line, a dashed middle line, and a solid bottom line.



Word Family Word Building Mat. How many other words can you think of? Write them in the spaces.

__art

__art

__art

__art

__art

__art

__art

__art

__art

__art



Print on cardstock. Cut out the tables. Laminate for protection. Cut out all smaller blocks. Match up single or double letters with the "word family" letters on the larger blocks. Encourage your child to sound the letters and then add it to the word family ending. Does it make a word she recognises? It would be fun to get your child to write the letters that get picked up and the words that are made on the next sheet of paper, or use the word building mat. Practice a few times over time and you will be amazed at how quickly the concept is picked up ☺

a	b	c	d	e
f	g	h	i	j
k	l	m	n	o
p	q	r	s	t
u	v	w	x	y
z	cl	sc	sp	sl

_____art	_____art
----------	----------

Family Worksheet Mat



We are working on the word family that ends in
-art

_____ art

_____ art

_____ art

_____ art

_____ art

_____ art

_____ art

_____ art

_____ art

a br
b ch
c cr
d dr
e fr
f gr
g pr
h qu
i sh
j sl
k sn
l st
m tr
n wh
o cl
p str
q wr
r fl
s bl
t
U
V
W
X
Y
Z

Word Wall. Print on cardstock and laminate for protection.
Cut out word slides for word wall.

apart

art

cart

chart

dart

depart

impart

mart

quart

smart

part

start

tart

wart

Flash Cards. Print on cardstock and laminate for protection.
Cut our flash cards for sight words.

art

apart

cart

chart

dart

mart

Flash Cards. Print on cardstock and laminate for protection.
Cut out flash cards for sight words.

part

quart

smart

start

tart

wart

c

d

ch

ap

m

p

sm

st

t



art

-art Family Word Slide (Sound Blending)

Print on cardstock, cut and laminate for durability. Slit the top and bottom of the box on the picture for the onset slide. Thread the letter slide through the slits in the box. Match letters with word family to make recognisable words.

Example: /t/ /art tart

Credits: This slide activity model was inspired by phonics genius Cherry Carl and has been adapted for our workbooks. Thank you.

Circle the correct word for the picture. Write the word on the lines.



tart / treat



art / air



start / stir

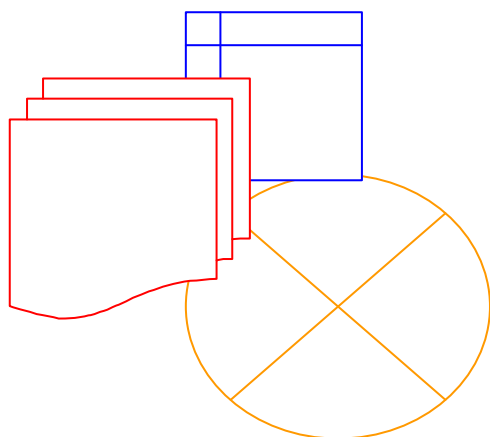


chart / cart

Write the correct word for the picture.









Wordsearch



Find and circle all of the words from the word bank. The words can go across, down or diagonally.

a	p	a	r	t	q	m	s	s	a	v	h
q	u	a	f	e	q	n	a	v	a	s	j
a	d	d	t	a	r	t	m	r	d	j	f
f	e	c	s	j	f	s	a	d	t	s	d
w	p	e	g	s	t	a	r	t	l	p	a
a	a		v	c	a	r	t		x	z	r
r	r	s	d	j	k	q	u	a	r	t	t
t	t	s	p	r	l	p	a	t	t	r	a
a	w	m	d	t	s	m	a	r	t	h	f
a	i	m	d	b	e	t	c	h	a	r	t
z		i	m	p	a	r	t	u	i	p	j

apart
impart
smart

cart
mart
start

chart
quart
wart

dart
tart

depart
start

Close the Gap!



Read the sentences below. Fill in the missing word. Choose only words from the word box on this page.

1. The desks were pushed _____ from each other.
2. The petals are _____ of a flower.
3. We went to buy some groceries at the _____.
4. The witch had a large _____ on her chin.
5. We put our groceries into the shopping _____.
6. Try to hit the centre of the target with this _____.
7. The Queen of Hearts baked a _____.
8. The party will _____ at 3 o'clock.

apart	cart	chart	dart	depart
impart	mart	quart	tart	start
smart	start	wart		

Word Unscramble!



Read the words in the first column below. Write the correct words on the lines. Choose only words from the word box on this page.

hcrat	<hr/> <hr/> <hr/>
rcaat	<hr/> <hr/> <hr/>
trsat	<hr/> <hr/> <hr/>
paart	<hr/> <hr/> <hr/>
ramt	<hr/> <hr/> <hr/>

Word Order!



Read the words in the word bank below. Write the words on the lines in alphabetical order.

depart

tart

apart

dart

start

smart

cart

chart

1

2

3

4

5



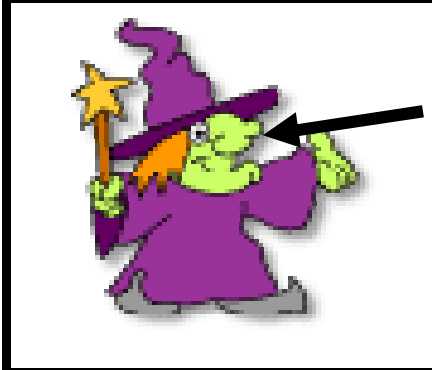

6

7

8



Say the name of the picture. If it ends in the same sound as this family, put a circle around it. If it has a different sound put a cross through the picture.





Write your own sentences using the one word from the word bank in each sentence.

bare	blare	care	dare	fare	flare
glare	hare	aware	mare	pare	rare
scare	share	snare	spare	stare	ware
square					

Handwriting practice lines consisting of solid top and bottom lines with a dashed middle line. There are ten sets of these lines provided for writing sentences.



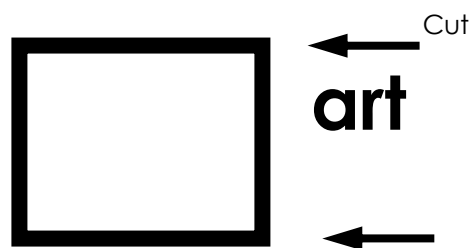
Handwriting practice lines consisting of 10 sets of three horizontal lines (top solid, middle dashed, bottom solid).



Handwriting practice lines consisting of solid top and bottom lines with a dashed middle line. There are 10 sets of these lines arranged vertically down the page.

Print on Cardstock. Cut out the strips with letters and blends. Cut slits in the box and thread the letter slides through. Make as many words as you can with the letters and blends. Write them on a sheet of paper.

a	h	sl	str
b	i	st	dr
bl	j	sc	be
br	k	t	
c	l	th	
ch	m	tr	
cr	n	u	
d	o	v	
dr	p	w	
e	pl	wr	
f	pr	wh	
fl	qu	x	
fr	r	y	
g	s	z	
gr	sh	gl	





Draw or cut out and paste pictures of items that have the same sound as this family. Write the word below your picture.

<hr/> <hr/> <hr/>	<hr/> <hr/> <hr/>
<hr/> <hr/> <hr/>	<hr/> <hr/> <hr/>
<hr/> <hr/> <hr/>	<hr/> <hr/> <hr/>

The End

We would love to hear your comments on this workbook. If you have a moment please email your comments and suggestions to feedback@staidenshomeschool.com

Other Volumes In Our Series Of Workbooks

AFRICA
ALPHABET, VOWELS & CONSONANTS
ANIMALS
COLOURS, SHAPES, PUZZLES
DOLCH WORDS
GEOGRAPHY
HISTORY
NATURE
NUMBERS
READING
WORD FAMILIES
WRITING

This unit is provided free of charge by St Aiden's Homeschool, South Africa, for personal and classroom use in the interests of furthering home education in Africa and internationally. Please feel free to share it with family, friends and students in its entirety, without addition, amendment or omission. This unit may NOT be sold under any circumstances. Thank you for respecting international copyright laws.

I would like to acknowledge, with deep respect and grateful thanks, the work, assistance and guidance of Cherry Carl, USA, who has been a great inspiration to me and thousands of homeschooling parents like myself. A variety of clipart resources have been used, most notably Microsoft Clipart Collections, FG-A, Wikipedia, Wiki-Know, www.keltawebconcepts.com.au and Free Classroom Clipart.

Donnette E Davis

© 2007 St Aiden's Homeschool, Republic of South Africa

Dates of publications: November 10 2007

Filename: art
Directory: C:\Documents and Settings\DONNETTE DAVIS\My Documents\our books\word family workbooks\a family
Template: C:\Documents and Settings\DONNETTE DAVIS\Application Data\Microsoft\Templates\Normal.dot
Title: St Aiden's Homeschool
Subject:
Author: DONNETTE DAVIS
Keywords:
Comments:
Creation Date: 11/10/2007 3:56:00 PM
Change Number: 5
Last Saved On: 11/10/2007 6:05:00 PM
Last Saved By: DONNETTE DAVIS
Total Editing Time: 127 Minutes
Last Printed On: 11/10/2007 6:05:00 PM
As of Last Complete Printing
Number of Pages: 27
Number of Words: 1,736 (approx.)
Number of Characters: 9,897 (approx.)