


# St Aiden's Homeschool South Africa



## - ank Family Workbook Book 19

Name: \_\_\_\_\_

Date: \_\_\_\_\_



## -ank Family Word List

bank

blank

crank

dank

drank

Frank

plank

prank

rank

sank

shrank

spank

stank

swank

tank

thank

yank

Colour the words. Can you write the word on the line?

bank

---

---

---

blank

---

---

---

crank

---

---

---

clank

---

---

---

dank

---

---

---

drank

---

---

---

Frank

---

---

---

lank

---

---

---

prank

---

---

---

plank

---

---

---

rank

---

---

---

sank

---

---

---

stank

---

---

---

swank

---

---

---

swank

\_\_\_\_\_

-----

\_\_\_\_\_

shrank

\_\_\_\_\_

-----

\_\_\_\_\_

tank

\_\_\_\_\_

-----

\_\_\_\_\_

thank

\_\_\_\_\_

-----

\_\_\_\_\_

yank

\_\_\_\_\_

-----

\_\_\_\_\_

flank

\_\_\_\_\_

-----

\_\_\_\_\_

Trace over the words, then write the word on the lines

bank

---

---

---

blank

---

---

---

clank

---

---

---

crank

---

---

---

dank

---

---

---

drank

---

---

---

flank

---

---

---

Frank

---

---

---

lank

---

---

---

plank

---

---

---

prank

---

---

---

rank

---

---

---

tank

---

---

---

thank

---

---

---

---

---

---

sank

---

---

---

stank

---

---

---

shrank

---

---

---

swank

---

---

---

yank

---

---

---



Word Family Word Building Mat. How many other words can you think of? Write them in the spaces.

\_\_ank

\_\_ank

\_\_ank

\_\_ank

\_\_ank

\_\_ank

\_\_ank

\_\_ank

\_\_ank

\_\_ank



Print on cardstock. Cut out the tables. Laminate for protection. Cut out all smaller blocks. Match up single or double letters with the "word family" letters on the larger blocks. Encourage your child to sound the letters and then add it to the word family ending. Does it make a word she recognises? It would be fun to get your child to write the letters that get picked up and the words that are made on the next sheet of paper, or use the word building mat. Practice a few times over time and you will be amazed at how quickly the concept is picked up ☺

a	b	c	d	e
f	g	h	i	j
k	l	m	n	o
p	q	r	s	t
u	v	w	x	y
z	cl	sc	sp	Br

_____ank	_____ank
----------	----------

Family Worksheet Mat



We are working on the word family that ends in **-ank**

\_\_\_\_\_ ank

\_\_\_\_\_ ank

\_\_\_\_\_ ank

\_\_\_\_\_ ank

\_\_\_\_\_ ank

\_\_\_\_\_ ank

\_\_\_\_\_ ank

\_\_\_\_\_ ank

\_\_\_\_\_ ank

- a
  - b
  - c
  - d
  - e
  - f
  - g
  - h
  - i
  - j
  - k
  - l
  - m
  - n
  - o
  - p
  - q
  - r
  - s
  - t
  - U
  - v
  - w
  - x
  - Y
  - z
- br
  - ch
  - cr
  - dr
  - fr
  - gr
  - pr
  - qu
  - sh
  - sl
  - sn
  - st
  - tr
  - wh
  - cl
  - str
  - wr
  - fl
  - bl

Word Wall. Print on cardstock and laminate for protection.  
Cut out word slides for word wall.

bank

blank

crank

clank

dank

drank

flank

frank

lank

prank

plank

rank

sank

shrank

stank

swank

tank

thank

yank

Flash Cards. Print on cardstock and laminate for protection.  
Cut out flash cards for sight words.

bank

crank

clank

dank

drank

Frank

Flash Cards. Print on cardstock and laminate for protection.  
Cut out flash cards for sight words.

lank

prank

rank

sank

stank

shrank

Flash Cards. Print on cardstock and laminate for protection.  
Cut out flash cards for sight words.

swank

tank

thank

yank

blank

flank

b

bl

cr

dr

fr

r

s

shr

st

t

th

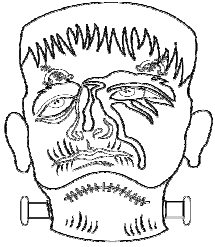


-ank Family Word Slide  
(Sound Blending)

Print on cardstock, cut and laminate for durability. Slit the top and bottom of the box on the picture for the onset slide. Thread the letter slide through the slits in the box. Match letters with word family to make recognisable words.

Example: /pl/ /ank plank

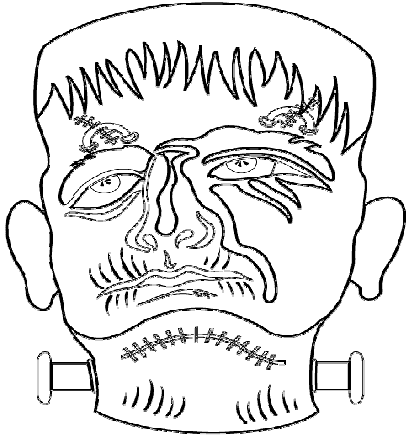
*Credits: This slide activity model was inspired by phonics genius Cherry Carl and has been adapted for our workbooks. Thank you.*




Write the correct word in the space provided.

1. I put my shoes in water and they \_\_\_\_\_.  
(shrank / sank)
2. The ship \_\_\_\_\_ to the bottom of the sea. (sank / stank)
3. I wrote a story on a \_\_\_\_\_ piece of paper.  
(blank / bank)
4. I save my pocket money in my piggy \_\_\_\_\_. (bank/blank)
5. It was dark, damp and \_\_\_\_\_ in the old house. (dank / rank)
6. My dad used a jack to \_\_\_\_\_ up the car. (crank / clank)
7. I bought a new \_\_\_\_\_ for my fish. (tank / thank)
8. I wrote a \_\_\_\_\_ you letter to my granny for the present she bought me. (thank / think)
9. I had to \_\_\_\_\_ the rod out of the water when I was fishing. (yank / sank)
10. Left \_\_\_\_\_ is a position in the game of rugby. (flank / frank)

11. Circle the correct word for the picture.




frank / rank



tank / thank




thank / think



bank / blank

Write the correct word for the picture.



---

---

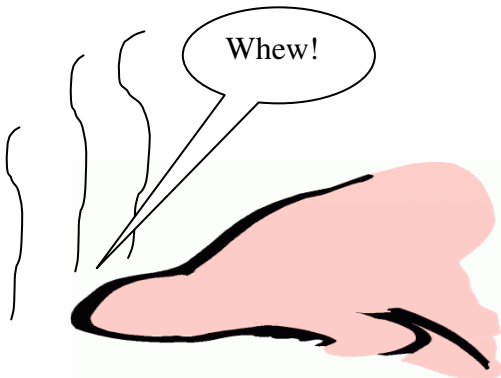
---



---

---

---



---

---

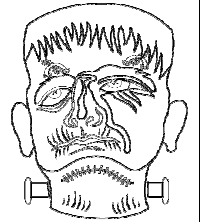
---



---

---

---



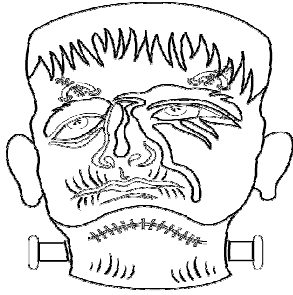
# Wordsearch

Find and circle all of the words from the word bank. The words can go across, down or diagonally.

b	a	n	k	e	f	r	a	n	k	s	d
d	a	f	h	b	s	t	a	n	k	h	a
r	y	a	n	k	l	j	l	p	s	r	n
a	s	w	a	n	k	a	w	r	p	a	k
n	w	q	a	p	f	h	n	k	a	n	s
k	b	c	a	s	r	d	g	k	n	p	h
d	c	r	a	n	k	a	g	m	k	l	r
a	s	a	n	k	g	w	n	f	k	a	a
t	w	a	f	c	l	a	n	k	j	n	n
f	l	a	n	k	t	h	a	n	k	k	k
u	t	a	n	k	k	k	r	a	n	k	y

- |       |       |       |        |       |
|-------|-------|-------|--------|-------|
| bank  | blank | crank | clank  | dank  |
| drank | flank | frank | prank  | plank |
| rank  | sank  | stank | shrank | tank  |
| thank | yank  | swank | spank  |       |

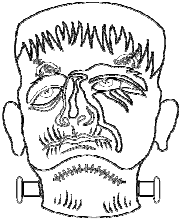
## Close the Gap!



Read the sentences below. Fill in the missing word. Choose only words from the word box on this page.

1. I am going to wear a \_\_\_\_\_ mask at Halloween.
2. I am going to save all my pennies and put them in my piggy \_\_\_\_\_.
3. A \_\_\_\_\_ is a vehicle used in the army. It is also a home for fish.
4. I was so thirsty that I \_\_\_\_\_ three glasses of water.
5. On Halloween we played a trick or treat \_\_\_\_\_ on the neighbour.
6. The old lady who lived in a shoe was going to \_\_\_\_\_ her children and put them to bed.
7. Grandma's feather bed was so soft we \_\_\_\_\_ right down into it.
8. A sergeant is a \_\_\_\_\_ in the army.

bank	blank	crank	clank	dank
drank	flank	frank	prank	plank
rank	sank	stank	shrank	tank
thank	yank	swank	spank	



Write your own sentences using the one word from the word bank in each sentence.

- |       |       |       |        |       |
|-------|-------|-------|--------|-------|
| bank  | blank | crank | clank  | dank  |
| drank | flank | frank | prank  | plank |
| rank  | sank  | stank | shrank | tank  |
| thank | yank  | swank | spank  |       |

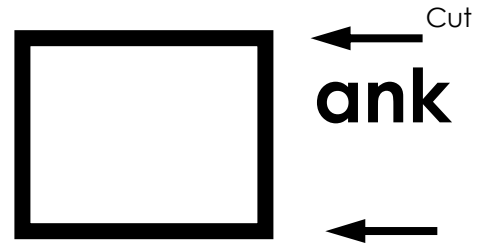
Handwriting practice lines consisting of solid top and bottom lines with a dashed middle line, repeated ten times.

Handwriting practice lines consisting of solid top and bottom lines with a dashed middle line, repeated 10 times down the page.

Handwriting practice lines consisting of 10 sets of three horizontal lines: a solid top line, a dashed middle line, and a solid bottom line.

Print on Cardstock. Cut out the strips with letters and blends. Cut slits in the box and thread the letter slides through. Make as many words as you can with the letters and blends. Write them on a sheet of paper.

a	h	sl	str
b	i	st	dr
bl	j	sc	
br	k	t	
c	l	th	
ch	m	tr	
cr	n	u	
d	o	v	
dr	p	w	
e	pl	wr	
f	pr	wh	
fl	qu	x	
fr	r	y	
g	s	z	
gr	sh	gl	



Draw or cut out and paste pictures of items that have the same sound as this family. Write the word below your picture.

<hr/> <hr/> <hr/>	<hr/> <hr/> <hr/>
<hr/> <hr/> <hr/>	<hr/> <hr/> <hr/>
<hr/> <hr/> <hr/>	<hr/> <hr/> <hr/>

# The End

We would love to hear your comments on this workbook. If you have a moment please email your comments and suggestions to [feedback@staidenshomeschool.com](mailto:feedback@staidenshomeschool.com)

Other Volumes In Our Series Of Workbooks

AFRICA  
ALPHABET, VOWELS & CONSONANTS  
ANIMALS  
COLOURS, SHAPES, PUZZLES  
DOLCH WORDS  
GEOGRAPHY  
HISTORY  
NUMBERS  
READING  
SCIENCE  
WORD FAMILIES  
WRITING

This unit is provided free of charge by St Aiden's Homeschool, South Africa, for personal and classroom use in the interests of furthering home education in Africa and internationally. Please feel free to share it with family, friends and students in its entirety, without addition, amendment or omission. This unit may NOT be sold under any circumstances. Thank you for respecting international copyright laws.

I would like to acknowledge, with deep respect and grateful thanks, the work, assistance and guidance of Cherry Carl, USA, who has been a great inspiration to me and thousands of homeschooling parents like myself. A variety of clipart resources have been used, most notably Microsoft Clipart Collections, FG-A, Wikipedia, Wiki-Know, [www.keltawebconcepts.com.au](http://www.keltawebconcepts.com.au) and Free Classroom Clipart.

Donnette E Davis

© 2007 St Aiden's Homeschool, Republic of South Africa

Dates of publications: November 08 2007

Filename: ank  
Directory: C:\Documents and Settings\DONNETTE DAVIS\My Documents\our books\word family workbooks\a family  
Template: Normal.dot  
Title: St Aiden's Homeschool  
Subject:  
Author: DONNETTE DAVIS  
Keywords:  
Comments:  
Creation Date: 11/8/2007 9:19:00 PM  
Change Number: 4  
Last Saved On: 11/8/2007 9:25:00 PM  
Last Saved By: DONNETTE DAVIS  
Total Editing Time: 2 Minutes  
Last Printed On: 11/8/2007 9:25:00 PM  
As of Last Complete Printing  
Number of Pages: 29  
Number of Words: 1,670 (approx.)  
Number of Characters: 9,520 (approx.)