


St Aiden's Homeschool South Africa



- ane Family Workbook Book 18

Name: _____

Date: _____



-ane Family Word List

bane
cane
crane
dane
insane
Jane
lane
mane
pane
plane
sane
vane
wane

Colour the words. Can you write the word on the line?

bane

cane

dane

Jane

lane

mane

pane

plane

sane

insane

vane

wane

crane

Trace over the words, then write the word on the lines

bane

cane

dane

insane

Jane

lane

mane

pane

plane

sane

vane

wane

crane



Word Family Word Building Mat. How many other words can you think of? Write them in the spaces.

__ane

__ane

__ane

__ane

__ane

__ane

__ane

__ane

__ane

__ane



Print on cardstock. Cut out the tables. Laminate for protection. Cut out all smaller blocks. Match up single or double letters with the "word family" letters on the larger blocks. Encourage your child to sound the letters and then add it to the word family ending. Does it make a word she recognises? It would be fun to get your child to write the letters that get picked up and the words that are made on the next sheet of paper, or use the word building mat. Practice a few times over time and you will be amazed at how quickly the concept is picked up ☺

a	b	c	d	e
f	g	h	i	j
k	l	m	n	o
p	q	r	s	t
u	v	w	x	y
z	cl	sc	sp	Br

_____ane	_____ane
----------	----------

Family Worksheet Mat



We are working on the word family that ends in **-ane**

_____ ane

_____ ane

_____ ane

_____ ane

_____ ane

_____ ane

_____ ane

_____ ane

_____ ane

- a
 - b
 - c
 - d
 - e
 - f
 - g
 - h
 - i
 - j
 - k
 - l
 - m
 - n
 - o
 - p
 - q
 - r
 - s
 - t
 - u
 - v
 - w
 - x
 - y
 - z
- br
 - ch
 - cr
 - dr
 - fr
 - gr
 - pr
 - qu
 - sh
 - sl
 - sn
 - st
 - tr
 - wh
 - cl
 - str
 - wr
 - fl
 - bl

Word Wall. Print on cardstock and laminate for protection.
Cut out word slides for word wall.

bane

cane

crane

dane

insane

lane

mane

pane

plane

sane

vane

wane

Flash Cards. Print on cardstock and laminate for protection.
Cut our flash cards for sight words.

bane

cane

dane

insane

lane

crane

Flash Cards. Print on cardstock and laminate for protection.
Cut out flash cards for sight words.

mane

pane

plane

vane

wane

b

c

d

i

m

p


pl

s

v

w

cr



ane

-ane Family Word Slide (Sound Blending)

Print on cardstock, cut and laminate for durability. Slit the top and bottom of the box on the picture for the onset slide. Thread the letter slide through the slits in the box. Match letters with word family to make recognisable words.

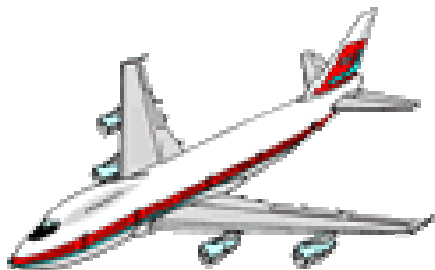
Example: /pl/ /ane/ plane

Credits: This slide activity model was inspired by phonics genius Cherry Carl and has been adapted for our workbooks. Thank you.

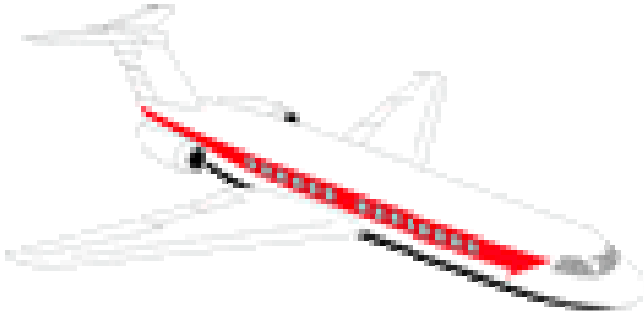


Write the correct word in the space provided.


1. Our new puppy is a great _____.
(dane / drain)
2. Another word for an aeroplane is _____.
(plane / plain)
3. A wind _____ is used to tell the weather.
(vain / vane)
4. The hair on a horse's neck is called a _____.
(main / mane)
5. Glass in a window is called a _____.
(pain / pane)
6. Baa baa black sheep had no wool for the little boy who lived down the _____.
(lane / drain)
7. Sugar is made from sugar _____.
(cane / crane)



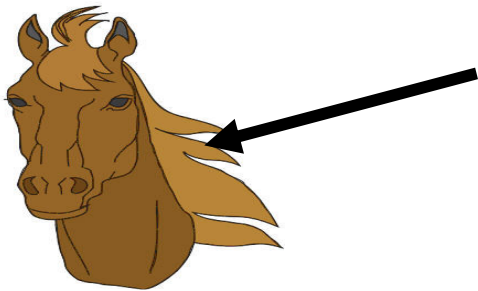
Circle the correct word for the picture.



plane / plain



vane / vain





main / mane




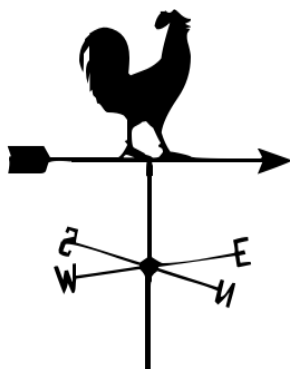
Dane / drain

Write the correct word for the picture.









Wordsearch



Find and circle all of the words from the word bank.
words can go across, down or diagonally.

b	a	n	e	g	f	b	c	a	n	e	k
b	b	v	a	n	e	f	p	g	h	i	u
i	j	x	d	d	f	g	f	l	t	p	u
n	j	m	c	r	a	n	e	g	a	a	j
s	b	h	n	l	p	x	h	j	g	n	m
a	d	a	n	e	b	b	a	s	q	e	e
n	j	g	g	i	i	l	a	n	e	z	x
e	j	h	h	n	n	v	n	j	c	b	b
f	g	u	m	a	n	e	f	a	x	b	d
c	x	n	z	s	n	v	g	w	a	n	e
v	v	p	k	f	s	a	n	e	b	c	j

bane
dane
pane
wane

cane
lane
plane

crane
mane
vane

Close the Gap!



Read the sentences below. Fill in the missing word. Choose only words from the word box on this page.

1. My new puppy is a Great _____.
2. Sugar _____ is grown in the Kwazulu Natal _____ fields.
3. A _____ is used to lift heavy objects onto high buildings or even on to ships.
4. There are trees growing on both sides of the pretty country _____.
5. The horse has its _____ brushed and combed for the show.
6. The glass in a window is called a _____.
7. We are going to catch the _____ when we go on holiday to Europe.
8. An _____ is a buck that lives in the bush _____ of Africa _____ has to be protected.
9. A weather _____ is used to check which way the wind is blowing.

bane
dane
pane
wane

cane
lane
plane

crane
mane
vane



Write your own sentences using the one word from the word bank in each sentence.

bane	cane	crane
dane	lane	mane
pane	plane	vane
wane		

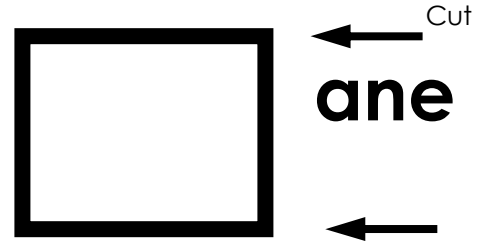
Handwriting practice lines consisting of solid top and bottom lines with a dashed middle line. There are ten sets of these lines for writing sentences.

Handwriting practice lines consisting of solid top and bottom lines with a dashed middle line, repeated 10 times down the page.

Handwriting practice lines consisting of solid top and bottom lines with a dashed middle line, repeated 10 times down the page.

Print on Cardstock. Cut out the strips with letters and blends. Cut slits in the box and thread the letter slides through. Make as many words as you can with the letters and blends. Write them on a sheet of paper.

a	h	sl	str
b	i	st	dr
bl	j	sc	
br	k	t	
c	l	th	
ch	m	tr	
cr	n	u	
d	o	v	
dr	p	w	
e	pl	wr	
f	pr	wh	
fl	qu	x	
fr	r	y	
g	s	z	
gr	sh	gl	



Draw or cut out and paste pictures of items that have the same sound as this family. Write the word below your picture.

<hr/> <hr/> <hr/>	<hr/> <hr/> <hr/>
<hr/> <hr/> <hr/>	<hr/> <hr/> <hr/>
<hr/> <hr/> <hr/>	<hr/> <hr/> <hr/>

The End

We would love to hear your comments on this workbook. If you have a moment please email your comments and suggestions to feedback@staidenshomeschool.com

Other Volumes In Our Series Of Workbooks

AFRICA
ALPHABET, VOWELS & CONSONANTS
ANIMALS
COLOURS, SHAPES, PUZZLES
DOLCH WORDS
GEOGRAPHY
HISTORY
NUMBERS
READING
SCIENCE
WORD FAMILIES
WRITING

This unit is provided free of charge by St Aiden's Homeschool, South Africa, for personal and classroom use in the interests of furthering home education in Africa and internationally. Please feel free to share it with family, friends and students in its entirety, without addition, amendment or omission. This unit may NOT be sold under any circumstances. Thank you for respecting international copyright laws.

I would like to acknowledge, with deep respect and grateful thanks, the work, assistance and guidance of Cherry Carl, USA, who has been a great inspiration to me and thousands of homeschooling parents like myself. A variety of clipart resources have been used, most notably Microsoft Clipart Collections, FG-A, Wikipedia, Wiki-Know, www.keltawebconcepts.com.au and Free Classroom Clipart.

Donnette E Davis

© 2007 St Aiden's Homeschool, Republic of South Africa
Dates of publications: November 07 2007

Filename: ane
Directory: C:\Documents and Settings\DONNETTE DAVIS\My
 Documents\our books\word family workbooks\A family
Template: Normal.dot
Title: St Aiden's Homeschool
Subject:
Author: DONNETTE DAVIS
Keywords:
Comments:
Creation Date: 11/7/2007 3:13:00 PM
Change Number: 13
Last Saved On: 11/8/2007 5:05:00 PM
Last Saved By: DONNETTE DAVIS
Total Editing Time: 444 Minutes
Last Printed On: 11/8/2007 5:05:00 PM
As of Last Complete Printing
 Number of Pages: 25
 Number of Words: 1,617 (approx.)
 Number of Characters: 9,223 (approx.)