

# St Aiden's Homeschool South Africa



- an Family Workbook  
Book 16

Name: \_\_\_\_\_

Date: \_\_\_\_\_



## -an Family Word List

an  
ban  
began  
bran  
can  
caveman  
clan  
Dan  
dustpan  
fan  
flan  
Fran  
gran  
Jan  
man  
nan  
pan  
plan  
ran  
san  
scan  
Shan  
span  
tan  
than  
van  
woman

Colour the words. Can you write the word on the line?

an

---

---

---

can

---

---

---

clan

---

---

---

dan

---

---

---

fan

---

---

---

fran

---

---

---

gran

---

---

---

bran

\_\_\_\_\_

-----

\_\_\_\_\_

flan

\_\_\_\_\_

-----

\_\_\_\_\_

Jan

\_\_\_\_\_

-----

\_\_\_\_\_

man

\_\_\_\_\_

-----

\_\_\_\_\_

pan

\_\_\_\_\_

-----

\_\_\_\_\_

plan

\_\_\_\_\_

-----

\_\_\_\_\_

san

---

---

---

scan

---

---

---

shan

---

---

---

span

---

---

---

ban

---

---

---

than

---

---

---

van

---

---

---

began

---

---

---

than

---

---

---

caveman

---

---

---

dustpan

---

---

---

Trace over the words, then write the word on the lines

an

---

---

---

can

---

---

---

clan

---

---

---

Dan

---

---

---

fan

---

---

---

flan

---

---

---

gran

---

---

---

Jan

man

nan

pan

plan

began

ban

Handwriting practice lines consisting of solid top and bottom lines with a dashed middle line for each row.

bran

---

---

---

san

---

---

---

soan

---

---

---

soam

---

---

---

shan

---

---

---

stan

---

---

---

tan

---

---

---

than

---

---

---

van

---

---

---

ran

---

---

---

caveman

---

---

---

dustpan

---

---

---

woman

---

---

---



Word Family Word Building Mat. How many other words can you think of? Write them in the spaces.

\_\_an

\_\_an

\_\_an

\_\_an

\_\_an

\_\_an

\_\_an

\_\_an

\_\_an

\_\_an



Print on cardstock. Cut out the tables. Laminate for protection. Cut out all smaller blocks. Match up single or double letters with the "word family" letters on the larger blocks. Encourage your child to sound the letters and then add it to the word family ending. Does it make a word she recognises? It would be fun to get your child to write the letters that get picked up and the words that are made on the next sheet of paper, or use the word building mat. Practice a few times over time and you will be amazed at how quickly the concept is picked up ☺

a	b	c	d	e
f	g	h	i	j
k	l	m	n	o
p	q	r	s	t
u	v	w	x	y
z	cl	sc	sp	Br

_____an	_____an
---------	---------

Family Worksheet Mat



We are working on the word family that ends in  
**-an**

\_\_\_\_\_ an

\_\_\_\_\_ an

\_\_\_\_\_ an

\_\_\_\_\_ an

\_\_\_\_\_ an

\_\_\_\_\_ an

\_\_\_\_\_ an

\_\_\_\_\_ an

\_\_\_\_\_ an

- |   |     |
|---|-----|
| a | br  |
| b | ch  |
| c | cr  |
| d | dr  |
| e | fr  |
| f | gr  |
| g | pr  |
| h | qu  |
| i | sh  |
| j | sl  |
| k | sn  |
| l | st  |
| m | tr  |
| n | wh  |
| o | cl  |
| p | str |
| q | wr  |
| r | fl  |
| s | bl  |
| t |     |
| u |     |
| v |     |
| w |     |
| x |     |
| y |     |
| z |     |

Word Wall. Print on cardstock and laminate for protection.  
Cut out word slides for word wall.

an

can

caveman

clan

ban

began

bran

can

Dan

dustpan

fan

flan

Fran

gran

Jan

man

nan

pan

plan

ran

Shan

san

scan

Stan

span

tan

than

van

Flash Cards. Print on cardstock and laminate for protection.  
Cut our flash cards for sight words.

an

can

clan

Dan

fan

Fran

Flash Cards. Print on cardstock and laminate for protection.  
Cut out flash cards for sight words.

gran

flan

Jan

man

nan

pan

Flash Cards. Print on cardstock and laminate for protection.  
Cut our flash cards for sight words.

plan

ran

san

scan

span

Stan

Flash Cards. Print on cardstock and laminate for protection.  
Cut our flash cards for sight words.

tan

van

began

wan

ban

bran

b

c

cl

f

g

m

r


p

s

sc

t

v



-an Family Word Slide  
(Sound Blending)

Print on cardstock, cut and laminate for durability. Slit the top and bottom of the box on the picture for the onset slide. Thread the letter slide through the slits in the box. Match letters with word family to make recognisable words.

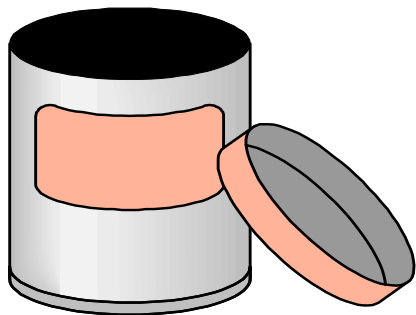
Example: /f/ /an/ fan

*Credits: This slide activity model was gained from Cherry Carl and has been adapted for our workbooks. Thank you.*

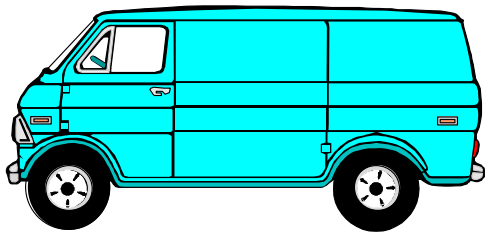
Write the correct word in the space provided.

1. Cook the bacon in the \_\_\_\_\_.  
(pan / plan)
2. I \_\_\_\_\_ ride my bike.  
(can / man)
3. I like to eat \_\_\_\_\_ at  
breakfast. (bran / flan)
4. My \_\_\_\_\_ will knit mittens.  
(gran / man)
5. The presents were delivered  
in a \_\_\_\_\_. (van / can)
6. I \_\_\_\_\_ as fast as I could  
but I did not win the race. (ran  
/ run)

Circle the correct word for the picture.



can / clan



van / vain



pan / dustpan



caveman / man

Write the correct word for the picture.



---

---

---



---

---

---



---

---

---



---

---

---



# Wordsearch

Find and circle all of the words from the word bank. The words can go across, down or diagonally.

a	c	a	v	e	m	a	n	p	c	q	b
n	z	c	l	a	n	n	d	t	a	h	e
n	b	b	r	a	n	g	c	h	n	m	g
a	a	d	b	z	s	r	s	a	n	s	a
n	n	b	r	a	n	k	g	n	d	h	n
z	v	g	f	w	g	d	a	n	u	a	s
s	a	r	a	f	g	p	l	p	s	n	p
t	n	a	n	r	s	h	a	h	t	i	a
a	w	n	q	a	x	c	c	n	p	z	n
n	t	a	n	n	z	y	p	l	a	n	q
m	a	n	f	l	a	n	n	s	n	p	w

- |       |         |         |      |      |     |
|-------|---------|---------|------|------|-----|
| an    | ban     | bran    | can  | clan | dan |
| fan   | flan    | gran    | man  | nan  | pan |
| plan  | ran     | san     | span | tan  | van |
| began | caveman | dustpan | than | scan |     |

## Close the Gap!



Read the sentences below. Fill in the missing word. Choose only words from the word box on this page.

1. My dad bought a new \_\_\_\_\_ to drive.
2. I \_\_\_\_\_ very fast to win the race.
3. I went to the beach and got a sun\_\_\_\_\_.
4. The show \_\_\_\_\_ at 9 o'clock.
5. My friend had more sweets \_\_\_\_\_ me.
6. My \_\_\_\_\_ was going to knit some socks for me.
7. The \_\_\_\_\_ was very handsome.
8. Mum was going to \_\_\_\_\_ the pictures into the computer.
9. The \_\_\_\_\_ made a fire to cook his meat.

an	ban	bran	can	clan	dan
fan	flan	gran	man	nan	pan
plan	ran	san	span	tan	van
began	caveman	dustpan	than	scan	



Print on Cardstock. Cut out the strips with letters and blends. Cut slits in the box and thread the letter slides through. Make as many words as you can with the letters and blends. Write them on a sheet of paper.

a	h	sl	str
b	i	st	dr
bl	j	sc	
br	k	t	
c	l	th	
ch	m	tr	
cr	n	u	
d	o	v	
dr	p	w	
e	pl	wr	
f	pr	wh	
fl	qu	x	
fr	r	y	
g	s	z	
gr	sh	gl	



This unit is provided free of charge by St Aiden's Homeschool, South Africa, for personal and classroom use in the interests of furthering home education in Africa and internationally. Please feel free to share it with family, friends and students in its entirety, without addition, amendment or omission. This unit may NOT be sold under any circumstances. Thank you for respecting international copyright laws.

I would like to acknowledge, with deep respect and grateful thanks, the work, assistance and guidance of Cherry Carl, USA, who has been a great inspiration to me and thousands of homeschooling parents like myself. A variety of clipart resources has been used, most notably Microsoft Clipart Collections, FG-A, Wikipedia, Wiki-Know, Free Classroom Clipart.

Donnette E Davis

© 2007 St Aiden's Homeschool, Republic of South Africa

Dates of publications: October/November 2007

Filename: an  
Directory: C:\Documents and Settings\DONNETTE DAVIS\My Documents\our books\word family workbooks\a family  
Template: Normal.dot  
Title: St Aiden's Homeschool  
Subject:  
Author: DONNETTE DAVIS  
Keywords:  
Comments:  
Creation Date: 11/6/2007 12:03:00 PM  
Change Number: 7  
Last Saved On: 11/6/2007 2:23:00 PM  
Last Saved By: DONNETTE DAVIS  
Total Editing Time: 100 Minutes  
Last Printed On: 11/6/2007 2:23:00 PM  
As of Last Complete Printing  
Number of Pages: 30  
Number of Words: 987 (approx.)  
Number of Characters: 5,628 (approx.)