


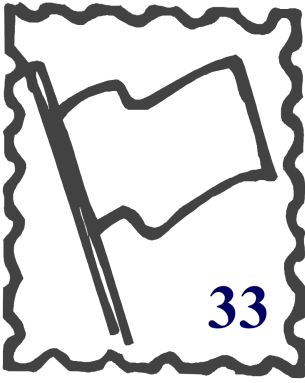
St Aiden's Homeschool South Africa



- amp Family Workbook Book 15

Name: _____

Date: _____



-amp Family Word List

amp

camp

champ

clamp

cramp

damp

lamp

ramp

revamp

samp

stamp

tramp

Colour the words. Can you write the word on the line?

amp

champ

clamp

damp

lamp

revamp

samp

stamp

tramp

cramp

camp

Trace over the words, then write the word on the lines

amp

camp

champ

clamp

cramp

damp

lamp

revamp

samp

stamp

tramp

Handwriting practice lines consisting of four sets of three horizontal lines (top, dashed middle, bottom) for tracing and independent writing.



Word Family Word Building Mat. How many other words can you think of? Write them in the spaces.

__amp

__amp

__amp

__amp

__amp

__amp

__amp

__amp

__amp


__amp



Print on cardstock. Cut out the tables. Laminate for protection. Cut out all smaller blocks. Match up single or double letters with the "word family" letters on the larger blocks. Encourage your child to sound the letters and then add it to the word family ending. Does it make a word she recognises? It would be fun to get your child to write the letters that get picked up and the words that are made on the next sheet of paper, or use the word building mat. Practice a few times over time and you will be amazed at how quickly the concept is picked up ☺

a	b	c	d	e
f	g	h	i	j
k	l	m	n	o
p	q	r	s	t
u	v	w	x	y
z	tr	st	sh	cr

_____amp	_____amp
----------	----------



Family Worksheet Mat

We are working on the word family that ends in **-amp**

_____ amp

_____ amp

_____ amp

_____ amp

_____ amp

_____ amp

_____ amp

_____ amp

_____ amp

- a
 - b
 - c
 - d
 - e
 - f
 - g
 - h
 - i
 - j
 - k
 - l
 - m
 - n
 - o
 - p
 - q
 - r
 - s
 - t
 - u
 - v
 - w
 - x
 - y
 - z
- br
 - ch
 - cr
 - dr
 - fr
 - gr
 - pr
 - qu
 - sh
 - sl
 - sn
 - st
 - tr
 - wh

Word Wall. Print on cardstock and laminate for protection.
Cut out word slides for word wall.

camp

clamp

cramp

lamp

ramp

revamp

stamp

samp

tramp

damp

champ

amp

Flash Cards. Print on cardstock and laminate for protection.
Cut our flash cards for sight words.

camp

champ

clamp

cramp

damp

lamp

Flash Cards. Print on cardstock and laminate for protection.
Cut out flash cards for sight words.

ramp


revamp

samp

stamp

tramp

c
cl
ch
d
l
r
rev
s
st
tr



amp

-amp Family Word Slide
(Sound Blending)

Print on cardstock, cut and laminate for durability. Slit the top and bottom of the box on the picture for the onset slide. Thread the letter slide through the slits in the box. Match letters with word family to make recognisable words.


Example: /st/ /amp/ stamp

Credits: This slide activity model was gained from Cherry Carl and has been adapted for our workbooks. Thank you.

Write the correct word in the space provided.

1. Lick the _____ and put it on the letter. (stamp / samp)
2. _____ is a food made from maize eaten in Africa. (stamp / samp)
3. The beggar man was a _____. (tramp / ramp)
4. We are going to _____ here for tonight. (cramp / camp)
5. The traffic officer put a _____ on the car wheel. (clamp / cramp)
6. I had a tummy _____. (cramp / revamp)

Circle the correct word for the picture.




stamp / samp



camp / clamp




lamp / clamp




ram / ramp

Write the correct word for the picture.












Wordsearch

Find and circle all of the words from the word bank. The words can go across, down or diagonally.

a	c	r	a	m	p	l	t	e	g	i	k
d	g	j	l	l	h	l	a	m	p	h	r
a	w	r	g	j	d	r	w	x	z	n	e
c	s	a	d	b	d	a	m	p	c	m	v
l	e	m	s	j	r	s	a	r	r	y	a
a	e	p	g	m	n	f	h	a	a	h	m
m	s	x	c	e	c	h	a	m	p	h	p
p	w	s	a	m	p	s	f	r	t	i	y
w	s	v	c	c	a	m	p	z	b	b	k
v	z	s	c	t	r	a	m	p	q	d	j
a	m	p	n	z	f	s	t	a	m	p	p

- | | | | |
|--------|-------|-------|-------|
| amp | camp | champ | clamp |
| cramp | damp | lamp | ramp |
| revamp | stamp | samp | tramp |

Close the Gap!



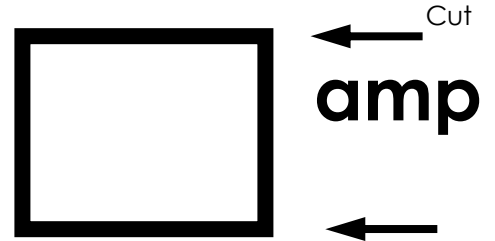
Read the sentences below. Fill in the missing word. Choose only words from the word box on this page.

1. We are going to _____ in a tent at the lake.
2. Muhamed Ali was the boxing _____ of the world.
3. The traffic officer will _____ the wheel.
4. I ate too many cookies and got tummy _____.
5. I rode my bike over the _____.
6. _____ is a traditional maize food of Africa.
7. I have to stick a _____ on the envelope and post the letter.
8. Disney's famous movie is Lady and the _____.
9. It did not dry properly. It is still _____.

amp	camp	champ	clamp
cramp	damp	lamp	ramp
revamp	stamp	samp	tramp

Print on Cardstock. Cut out the strips with letters and blends. Cut slits in the box and thread the letter slides through. Make as many words as you can with the letters and blends. Write them on a sheet of paper.

a	h	sl	str
b	i	st	dr
bl	j	sc	
br	k	t	
c	l	th	
ch	m	tr	
cr	n	u	
d	o	v	
dr	p	w	
e	pl	wr	
f	pr	wh	
fl	qu	x	
fr	r	y	
g	s	z	
gr	sh	gl	



This unit is provided free of charge by St Aiden's Homeschool, South Africa, for personal and classroom use in the interests of furthering home education in Africa and internationally. Please feel free to share it with family, friends and students in its entirety, without addition, amendment or omission. This unit may NOT be sold under any circumstances. Thank you for respecting international copyright laws.

I would like to acknowledge, with deep respect and grateful thanks, the work, assistance and guidance of Cherry Carl, USA, who has been a great inspiration to me and thousands of homeschooling parents like myself. A variety of clipart resources has been used, most notably Microsoft Clipart Collections, FG-A, Wikipedia, Wiki-Know, Free Classroom Clipart.

Donnette E Davis

© 2007 St Aiden's Homeschool, Republic of South Africa

Dates of publications: October/November 2007

Filename: amp
Directory: C:\Documents and Settings\DONNETTE DAVIS\My Documents\our books\word family workbooks\a family
Template: Normal.dot
Title: St Aiden's Homeschool
Subject:
Author: DONNETTE DAVIS
Keywords:
Comments:
Creation Date: 11/6/2007 9:19:00 AM
Change Number: 5
Last Saved On: 11/6/2007 11:57:00 AM
Last Saved By: DONNETTE DAVIS
Total Editing Time: 143 Minutes
Last Printed On: 11/6/2007 11:57:00 AM
As of Last Complete Printing
Number of Pages: 22
Number of Words: 927 (approx.)
Number of Characters: 5,290 (approx.)