

St Aiden's Homeschool South Africa



- am Family Workbook
Book 13

Name: _____

Date: _____



-am Family Word List

am
cam
clam
cram
dam
exam
gram
ham
jam
Pam
pram
ram
Sam
scam
scram
sham
slam
spam
swam
tram
wham
yam



Colour the words. Can you write the word on the line?

am

cam

clam

dam

exam

ham

jam

Pam

ram

Sam

scam

scram

cram

pram

sham

slam

swam

tram

yam

wham

gram

Trace over the words, then write the word on the lines

am

cam

clam

crum

dam

exam

ham

Jam

Pam

pram

Sam

gram

soam

scram

sham

slam

spam

swam

tram

wham

yam



Word Family Word Building Mat. How many other words can you think of? Write them in the spaces.

___am

___am

___am

___am

___am

___am

___am

___am

___am

___am



Print on cardstock. Cut out the tables. Laminate for protection. Cut out all smaller blocks. Match up single or double letters with the "word family" letters on the larger blocks. Encourage your child to sound the letters and then add it to the word family ending. Does it make a word she recognises? It would be fun to get your child to write the letters that get picked up and the words that are made on the next sheet of paper, or use the word building mat. Practice a few times over time and you will be amazed at how quickly the concept is picked up ☺

a	b	c	d	e
f	g	h	i	j
k	l	m	n	o
p	q	r	s	t
u	v	w	x	y
z	tr	st	sh	cr

_____am	_____am
---------	---------

Family Worksheet Mat



We are working on the word family that ends in
-am

_____ am

_____ am

_____ am

_____ am

_____ am

_____ am

_____ am

_____ am

_____ am

- | | |
|---|----|
| a | br |
| b | ch |
| c | cr |
| d | dr |
| e | fr |
| f | gr |
| g | pr |
| h | qu |
| i | sh |
| j | sl |
| k | sn |
| l | st |
| m | tr |
| n | wh |
| o | |
| p | |
| q | |
| r | |
| s | |
| t | |
| u | |
| v | |
| w | |
| x | |
| y | |
| z | |

Word Wall. Print on cardstock and laminate for protection.
Cut out word slides for word wall.

am

cam

clam

cram

dam

ham

jam

pram

ram

Sam

scam

scan

scram

sham

slam

tram

yam

wham

Pam

gram

swam

Flash Cards. Print on cardstock and laminate for protection.
Cut out flash cards for sight words.

am

cam

clam

cram

dam

gram

Flash Cards. Print on cardstock and laminate for protection.
Cut out flash cards for sight words.

ham

ram

Sam

scam

pram

scram

Flash Cards. Print on cardstock and laminate for protection.
Cut out flash cards for sight words.

sham

slam

swam

tram

wham

yam

c

d

h

j

p

r

sc

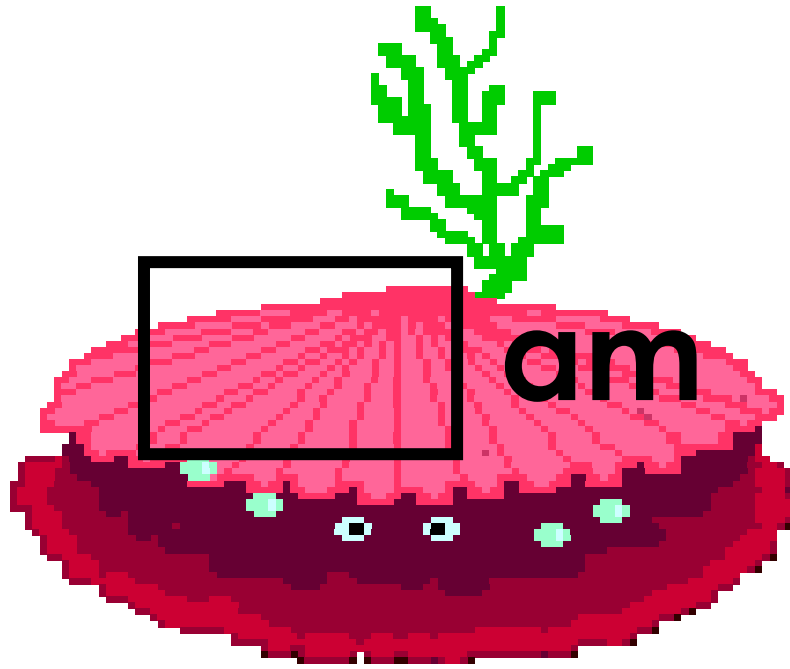
scr

sh

tr

y

wh



-am Family Word Slide (Sound Blending)

Print on cardstock, cut and laminate for durability. Slit the top and bottom of the box on the picture for the onset slide. Thread the letter slide through the slits in the box. Match letters with word family to make recognisable words.

Example: /cl/ /am/ clam

Credits: This slide activity model was gained from Cherry Carl and has been adapted for our workbooks. Thank you.

Write the correct word in the space provided.

1. I _____ going to swim. (am / cam)
2. I tried to _____ 6 chocolates into my mouth. (cram / clam)
3. The _____ was built to hold water. (dam / tram)
4. You can catch a _____ in Holland. (bus / tram)
5. I _____ in the pool today. (scam / swam)
6. I pushed my baby sister in her _____. (pram / cram)

Circle the correct word for the picture.




cram / clam



tram / swam




wham / ram




lake / dam

Write the correct word for the picture.









Wordsearch




Find and circle all of the words from the word bank. The words can go across, down or diagonally.

a	d	d	s	g	g	r	a	n	j	l	p
m	e	z	a	a	s	h	r	g	r	a	m
a	g	b	j	m	v	e	s	c	a	m	y
m	c	l	a	m	x	a	x	r	w	s	y
q	a	v	z	s	l	a	m	a	p	c	q
c	c	s	a	m	a	e	u	m	m	r	d
a	s	c	a	n	v	h	t	g	r	a	s
m	z	y	x	a	p	t	r	w	s	m	j
z	x	c	a	a	a	w	a	a	g	g	y
r	v	n	d	m	m	u	m	o	c	b	m
c	r	a	m	j	k	r	a	w	h	a	m

am	cam	clam	cram	dam
exam	jam	ram	sam	pam
pram	scam	scram	sham	
slam	swam	tram	wham	yam
ham	gram			

Close the Gap!



Read the sentences below. Fill in the missing word. Choose only words from the word box on this page.

1. The free books they offered was a _____.
2. If it carried on raining the _____ would burst its banks.
3. A _____ and an oyster are very similar.
4. Granny makes strawberry _____ to sell at market.
5. A _____ is a male goat.
6. _____ is the name of the lady.
7. The baby sits in her _____.
8. We will eat a huge roast _____ at Christmas.
9. She is not ill. It is a _____.

am	cam	clam	cram	dam
exam	jam	ram	sam	pam
pram	scam	scram	sham	
slam	swam	tram	wham	yam
ham	gram			

This unit is provided free of charge by St Aiden's Homeschool, South Africa, for personal and classroom use in the interests of furthering home education in Africa and internationally. Please feel free to share it with family, friends and students in its entirety, without addition, amendment or omission. This unit may NOT be sold under any circumstances. Thank you for respecting international copyright laws.

I would like to acknowledge, with deep respect and grateful thanks, the work, assistance and guidance of Cherry Carl, USA, who has been a great inspiration to me and thousands of homeschooling parents like myself. Her website, Carl's Corner, offers literally thousands of free, exciting and fun printables for kids, parents and educators.

Donnette E Davis

© 2007 St Aiden's Homeschool, Republic of South Africa

Dates of publications: October/November 2007

Filename: am
Directory: C:\Documents and Settings\DONNETTE DAVIS\My Documents\our books\word family workbooks\a family
Template: Normal.dot
Title: St Aiden's Homeschool
Subject:
Author: DONNETTE DAVIS
Keywords:
Comments:
Creation Date: 11/5/2007 6:48:00 PM
Change Number: 14
Last Saved On: 11/5/2007 8:50:00 PM
Last Saved By: DONNETTE DAVIS
Total Editing Time: 116 Minutes
Last Printed On: 11/5/2007 8:50:00 PM
As of Last Complete Printing
Number of Pages: 25
Number of Words: 931 (approx.)
Number of Characters: 5,307 (approx.)