

St Aiden's Homeschool South Africa



- ag Family Workbook Book 5

Name: _____

Date: _____

-ag Family Word List

bag
brag
crag
drag
fag
flag
gag
hag
jag
lag
nag
quag
rag
sag
shag
snag
stag
tag
wag
zigzag

Colour the words. Can you write the word on the line?

bag

brag

crag

drag

fag

flag

hag

gag

jag

lag

nag

quag

rag

sag

shag

snag

stag

tag

wag

zigzag

Trace over the words, then write the word on the lines

bag

drag

crag

fog

flag

gag

hag

drag

lag

lag

nag

quag

rag

sag

shag

snag

stag

tag

wag

zigzag

Word Family Word Building Mat. How many other words can you think of? Write them in the spaces.

___ag

___ag

___ag

___ag

___ag

___ag

___ag

___ag

___ag

___ag

Print on cardstock. Cut out the tables. Laminate for protection. Cut out all smaller blocks. Match up single or double letters with the "word family" letters on the larger blocks. Encourage your child to sound the letters and then add it to the word family ending. Does it make a word she recognises? It would be fun to get your child to write the letters that get picked up and the words that are made on the next sheet of paper, or use the word building mat. Practice a few times over time and you will be amazed at how quickly the concept is picked up ☺

a	b	c	d	e
f	g	h	i	j
k	l	m	n	o
p	q	r	s	t
u	v	w	x	y
z				

_____ag	_____ag
---------	---------

Family Worksheet Mat

We are working on the word family that ends in
-ag

_____ ag

_____ ag

_____ ag

_____ ag

_____ ag

_____ ag

_____ ag

_____ ag

_____ ag

a
b
c
d
e
f
g
h
i
j
k
l
m
n
o
p
q
r
s
t
u
v
w
x
y
z

Word Wall. Print on cardstock and laminate for protection.

bag

crag

fag

flag

gag

hag

jag

lag

nag

quag

rag

sag

shag

snag

stag

tag

wag

zigzag

drag

Flash Cards. Print on cardstock and laminate for protection

bag

crag

fag

flag

gag

hag

Flash Cards. Print on cardstock and laminate for protection

jag

lag

nag

quag

rag

sag

Flash Cards. Print on cardstock and laminate for protection

shag

snag

stag

tag

wag

zigzag

Draw a picture. Trace the words and then write the word in the lines.

bag

crag

fag

flag

gag

Draw a picture. Trace the words and then write the word in the lines.

hag

jag

lag

nag

Draw a picture. Trace the words and then write the word in the lines.

quag

nag

sag

snag

Draw a picture. Trace the words and then write the word in the lines.

shag

stag


tag

wag

Write the correct word in the space provided.

1. I must pack my _____ for school. (jag / bag)
2. I watched the dog _____ his tail. (wag / tag)
3. _____ is a game we can play with friends. (tag / crag)
4. A _____ is a male deer. (stag / drag)
5. An old piece of cloth is called a _____. (tag / rag)
6. The old woman who looked like a _____ was a witch. (hag / brag)

Circle the correct word for the picture.



rag / bag



brag / hag




lag / tag

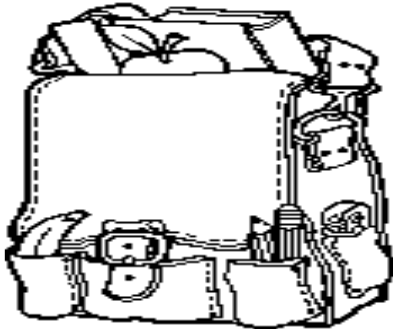


flag / stag

Write the correct word for the picture.









This unit is provided free of charge by St Aiden's Homeschool, South Africa, for personal and classroom use in the interests of furthering home education in Africa and internationally. Please feel free to share it with family, friends and students in its entirety, without addition, amendment or omission. This unit may NOT be sold under any circumstances. Thank you for respecting international copyright laws.

I would like to acknowledge, with deep respect and grateful thanks, the work, assistance and guidance of Cherry Carl, USA, who has been a great inspiration to me and thousands of homeschooling parents like myself. Her website, Carl's Corner, offers literally thousands of free, exciting and fun printables for kids, parents and educators.

Donnette E Davis

© 2007 St Aiden's Homeschool, Republic of South Africa

Dates of publications: October/November 2007

Filename: ag
Directory: C:\Documents and Settings\DONNETTE DAVIS\My Documents\our books\word family workbooks
Template: C:\Documents and Settings\DONNETTE DAVIS\Application Data\Microsoft\Templates\Normal.dot
Title: St Aiden's Homeschool
Subject:
Author: DONNETTE DAVIS
Keywords:
Comments:
Creation Date: 11/4/2007 4:57:00 PM
Change Number: 4
Last Saved On: 11/4/2007 5:34:00 PM
Last Saved By: DONNETTE DAVIS
Total Editing Time: 37 Minutes
Last Printed On: 11/4/2007 5:34:00 PM
As of Last Complete Printing
Number of Pages: 25
Number of Words: 698 (approx.)
Number of Characters: 3,984 (approx.)