

St Aiden's Homeschool



- ad Family Workbook Book 4

Name: _____

Date: _____

-ad Family Word List

ad

bad

cad

clad

dad

fad

gad

glad

grad

had

lad

mad

pad

sad

tad

Trace over the words, then write the word on the lines

ad

bad

dad

fad

had

glad

grad

god

lad

mad

pad

sad

tad

Word Family Word Building Mat. How many other words can you think of? Write them in the spaces.

_____ad

_____ad

_____ad

_____ad

_____ad

_____ad

_____ad

_____ad

_____ad

_____ad

Print on cardstock. Cut out the tables. Laminate for protection. Cut out all smaller blocks. The idea is to match up single letters with the "word family" letters on the larger blocks. Encourage your child to sound the letter and then add it to the word family ending. Does it make a word she recognises? It would be fun to get your child to write the letters that get picked up and the words that are made on the next sheet of paper, or use the word building mat. Practice a few times over time and you will be amazed at how quickly the concept is picked up ☺

a	b	c	d	e
f	g	h	i	j
k	l	m	n	o
p	q	r	s	t
u	v	w	x	y
z				

_____ad	_____ad
---------	---------

<hr/> <hr/> <hr/>	<hr/> <hr/> <hr/>
<hr/> <hr/> <hr/>	<hr/> <hr/> <hr/>
<hr/> <hr/> <hr/>	<hr/> <hr/> <hr/>
<hr/> <hr/> <hr/>	<hr/> <hr/> <hr/>
<hr/> <hr/> <hr/>	<hr/> <hr/> <hr/>
<hr/> <hr/> <hr/>	<hr/> <hr/> <hr/>
<hr/> <hr/> <hr/>	<hr/> <hr/> <hr/>
<hr/> <hr/> <hr/>	<hr/> <hr/> <hr/>
<hr/> <hr/> <hr/>	<hr/> <hr/> <hr/>
<hr/> <hr/> <hr/>	<hr/> <hr/> <hr/>

Family Worksheet Mat

NAME _____

DATE _____

We are working on the word family that ends in
-ad

_____ ad

_____ ad

_____ ad

_____ ad

_____ ad

_____ ad

_____ ad

_____ ad

_____ ad

a
b
c
d
e
f
g
h
i
j
k
l
m
n
o
p
q
r
s
t
u
v
w
x
y
z

Word Wall. Print on cardstock and laminate for protection.

ad

bad

cad

dad

fad

gad

Word Wall. Print on cardstock and laminate for protection.

glad

grad

had

lad

mad

pad

sad

tad

nomad

Mouse-pad

Flash Cards. Print on cardstock and laminate for protection

ad

bad

cad

dad

fad

gad

Flash Cards. Print on cardstock and laminate for protection

glad

grad

had

lad

mad

pad

Flash Cards. Print on cardstock and laminate for protection

sad

tad

Draw a picture. Trace the words and then write the word in the lines.

	ad	<hr/> <hr/> <hr/>
	bad	<hr/> <hr/> <hr/>
	cad	<hr/> <hr/> <hr/>
	dad	<hr/> <hr/> <hr/>

Draw a picture. Trace the words and then write the word in the lines.

fad

god

glad

grad

Draw a picture. Trace the words and then write the word in the lines.

	had	<hr/> <hr/> <hr/>
	lad	<hr/> <hr/> <hr/>
	mad	<hr/> <hr/> <hr/>
	nomad	<hr/> <hr/> <hr/>

Draw a picture. Trace the words and then write the word in the lines.

	pad	<hr/> <hr/> <hr/>
	sad	<hr/> <hr/> <hr/>
	tad	<hr/> <hr/> <hr/>
		<hr/> <hr/> <hr/>

Write the correct word in the space provided.

1. The robber was a _____
man. (king / bad)

2. The baby was crying. She
was _____. (sad /
happy)

3. I won the prize. I was so
_____. (glad / sad)

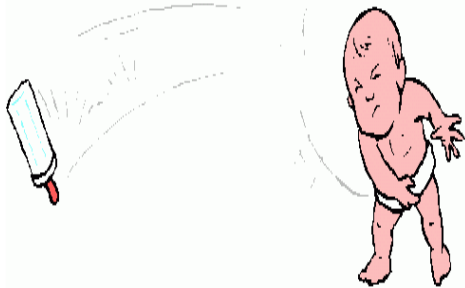
4. I _____ a nice holiday.
(had / pat)

5. The frog was sitting on the lily
_____. (pad / water)

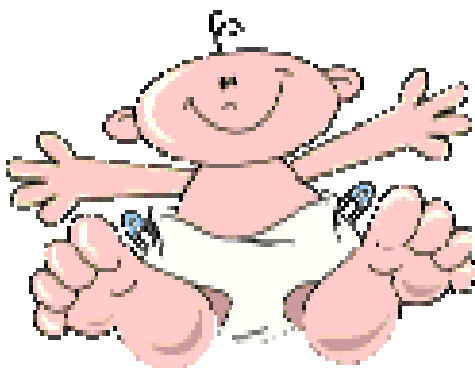
6. My father is a great _____.
(dad / duck)

Write the correct word for the picture.










Write the correct word for the picture.



lad



pad



ad



This unit is provided free of charge by St Aiden's Homeschool, South Africa, for personal and classroom use in the interests of furthering home education in Africa and internationally. Please feel free to share it with family, friends and students in its entirety, without addition, amendment or omission. This unit may NOT be sold under any circumstances. Thank you for respecting international copyright laws.

I would like to acknowledge, with deep respect and grateful thanks, the work, assistance and guidance of Cherry Carl, USA, who has been a great inspiration to me and thousands of homeschooling parents like myself. Her website, Carl's Corner, offers literally thousands of free, exciting and fun printables for kids, parents and educators.

Donnette E Davis

© 2007 St Aiden's Homeschool, Republic of South Africa

Dates of publications: October/November 2007

Filename: ad
Directory: C:\Documents and Settings\DONNETTE DAVIS\My Documents\our books\word family workbooks
Template: C:\Documents and Settings\DONNETTE DAVIS\Application Data\Microsoft\Templates\Normal.dot
Title: St Aiden's Homeschool
Subject:
Author: DONNETTE DAVIS
Keywords:
Comments:
Creation Date: 11/4/2007 12:47:00 PM
Change Number: 8
Last Saved On: 11/4/2007 1:57:00 PM
Last Saved By: DONNETTE DAVIS
Total Editing Time: 61 Minutes
Last Printed On: 11/4/2007 1:57:00 PM
As of Last Complete Printing
Number of Pages: 22
Number of Words: 665 (approx.)
Number of Characters: 3,792 (approx.)