

# St Aiden's Homeschool South Africa



## - ack Family Workbook Book 3

Name: \_\_\_\_\_

Date: \_\_\_\_\_

## -ack Family Word List

back

backpack

black

crack

flack

hack

hijack

jack

lack

pack

quack

rack

sack

shack

slack

smack

snack

stack

tack

track

Colour the words. Can you write the word on the line?

back

\_\_\_\_\_

-----

\_\_\_\_\_

backpack

\_\_\_\_\_

-----

\_\_\_\_\_

black

\_\_\_\_\_

-----

\_\_\_\_\_

crack

\_\_\_\_\_

-----

\_\_\_\_\_

flack

\_\_\_\_\_

-----

\_\_\_\_\_

hack

\_\_\_\_\_

-----

\_\_\_\_\_

hijack

\_\_\_\_\_

-----

\_\_\_\_\_

jack

\_\_\_\_\_

-----

\_\_\_\_\_

lack

\_\_\_\_\_

-----

\_\_\_\_\_

pack

\_\_\_\_\_

-----

\_\_\_\_\_

quack

\_\_\_\_\_

-----

\_\_\_\_\_

rack

\_\_\_\_\_

-----

\_\_\_\_\_

sack

\_\_\_\_\_

-----

\_\_\_\_\_

shack

\_\_\_\_\_

-----

\_\_\_\_\_

slack

\_\_\_\_\_

-----

\_\_\_\_\_

smack

\_\_\_\_\_

-----

\_\_\_\_\_

snack

\_\_\_\_\_

-----

\_\_\_\_\_

stack

\_\_\_\_\_

-----

\_\_\_\_\_

tack

\_\_\_\_\_

-----

\_\_\_\_\_

track

\_\_\_\_\_

-----

\_\_\_\_\_

Trace over the words, then write the word on the lines

back

---

---

---

black

---

---

---

crack

---

---

---

hack

---

---

---

hijack

---

---

---

jack

---

---

---

lack

---

---

---

pack

---

---

---

quack

---

---

---

rack

---

---

---

sack

---

---

---

shack

---

---

---

slack

---

---

---

smack

---

---

---

snack

---

---

---

stack

---

---

---

tack

---

---

---

track

---

---

---

Word Family Word Building Mat. How many other words can you think of? Write them in the spaces.

\_\_\_ack

\_\_\_ack

\_\_\_ack

\_\_\_ack

\_\_\_ack

\_\_\_ack

\_\_\_ack

\_\_\_ack

\_\_\_ack

\_\_\_ack

Print on cardstock. Cut out the tables. Laminate for protection. Cut out all smaller blocks. Match up single or double letters with the "word family" letters on the larger blocks. Encourage your child to sound the letters and then add it to the word family ending. Does it make a word she recognises? It would be fun to get your child to write the letters that get picked up and the words that are made on the next sheet of paper, or use the word building mat. Practice a few times over time and you will be amazed at how quickly the concept is picked up ☺

a	b	c	d	e
f	g	h	i	j
k	l	m	n	o
p	q	r	s	t
u	v	w	x	y
z				

_____ <b>ack</b>	_____ <b>ack</b>
------------------	------------------

Family Worksheet Mat

We are working on the word family that ends in  
**-ack**

\_\_\_\_\_ ack

\_\_\_\_\_ ack

\_\_\_\_\_ ack

\_\_\_\_\_ ack

\_\_\_\_\_ ack

\_\_\_\_\_ ack

\_\_\_\_\_ ack

\_\_\_\_\_ ack

\_\_\_\_\_ ack

a  
b  
c  
d  
e  
f  
g  
h  
i  
j  
k  
l  
m  
n  
o  
p  
q  
r  
s  
t  
u  
v  
w  
x  
y  
z

Word Wall. Print on cardstock and laminate for protection.

back

black

backpack

crack

flack

hack

hijack

jack

lack

pack

quack

rack

sack

shack

slack

smack

snack

stack

tack

track

Flash Cards. Print on cardstock and laminate for protection

back

black

crack

flack

lack

pack

Flash Cards. Print on cardstock and laminate for protection

quack

rack

sack

shack

smack

slack

Flash Cards. Print on cardstock and laminate for protection

snack

stack

jack

tack

track

hack

Draw a picture. Trace the words and then write the word in the lines.

back

---

---

---

black

---

---

---

crack

---

---

---

hack

---

---

---

jack

---

---

---

Draw a picture. Trace the words and then write the word in the lines.

lack

---

---

---

pack

---

---

---

quack

---

---

---

rack

---

---

---

Draw a picture. Trace the words and then write the word in the lines.

sack

---

---

---

stack

---

---

---

smack

---

---

---

snack

---

---

---

Draw a picture. Trace the words and then write the word in the lines.

stack

---

---

---

tack

---

---

---

track

---

---

---

hijack

---

---

---


Write the correct word in the space provided.

1. I must \_\_\_\_\_ my bag for school. (jack / pack)
2. I went \_\_\_\_\_ to the shop for candy. (back / pack)
3. There was a \_\_\_\_\_ of papers on the table. (stack / lack)
4. Mum fixed me a \_\_\_\_\_ as I was hungry. (tack / snack)
5. The lion left a \_\_\_\_\_ in the grass. (track / rack)
6. Santa fills his \_\_\_\_\_ with toys. (sack / jack)


Circle the correct word for the picture.



rack / tack



black / quack



stack / black



hack / shack

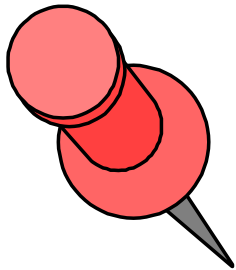
Write the correct word for the picture.



---

---

---



---

---


---



---

---

---



---

---

---

This unit is provided free of charge by St Aiden's Homeschool, South Africa, for personal and classroom use in the interests of furthering home education in Africa and internationally. Please feel free to share it with family, friends and students in its entirety, without addition, amendment or omission. This unit may NOT be sold under any circumstances. Thank you for respecting international copyright laws.

I would like to acknowledge, with deep respect and grateful thanks, the work, assistance and guidance of Cherry Carl, USA, who has been a great inspiration to me and thousands of homeschooling parents like myself. Her website, Carl's Corner, offers literally thousands of free, exciting and fun printables for kids, parents and educators.

Donnette E Davis

© 2007 St Aiden's Homeschool, Republic of South Africa

Dates of publications: October/November 2007

Filename: ack  
Directory: C:\Documents and Settings\DONNETTE DAVIS\My Documents\our books\word family workbooks  
Template: C:\Documents and Settings\DONNETTE DAVIS\Application Data\Microsoft\Templates\Normal.dot  
Title: St Aiden's Homeschool  
Subject:  
Author: DONNETTE DAVIS  
Keywords:  
Comments:  
Creation Date: 11/4/2007 3:07:00 PM  
Change Number: 6  
Last Saved On: 11/4/2007 4:52:00 PM  
Last Saved By: DONNETTE DAVIS  
Total Editing Time: 105 Minutes  
Last Printed On: 11/4/2007 4:52:00 PM  
As of Last Complete Printing  
Number of Pages: 25  
Number of Words: 726 (approx.)  
Number of Characters: 4,142 (approx.)