

# *St Aiden's Homeschool*



*Footsteps on the Road to Learning*

## *Alphabet Tracing & Sequencing*

*Includes activities on alphabet and number tracing, writing, recognition, sequencing*

*PreK-2*

[www.staidenshomeschool.com](http://www.staidenshomeschool.com)

Donnette E Davis

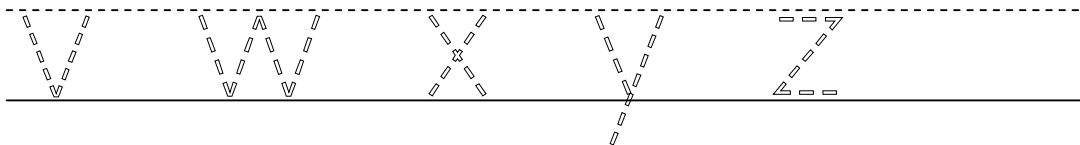
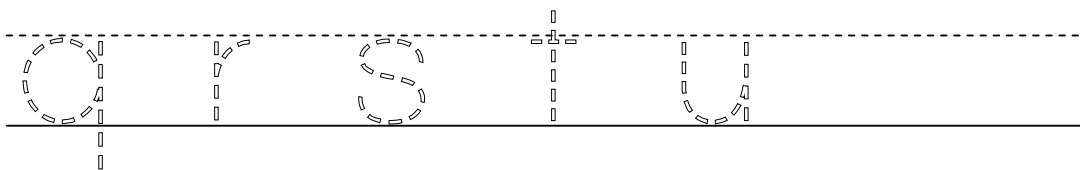
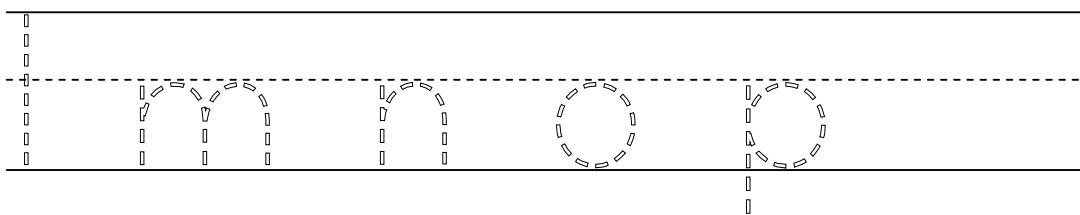
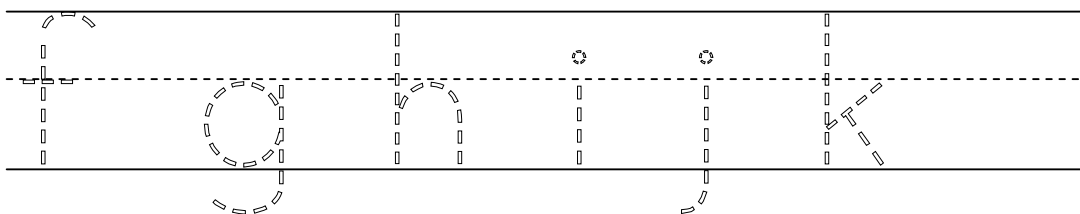
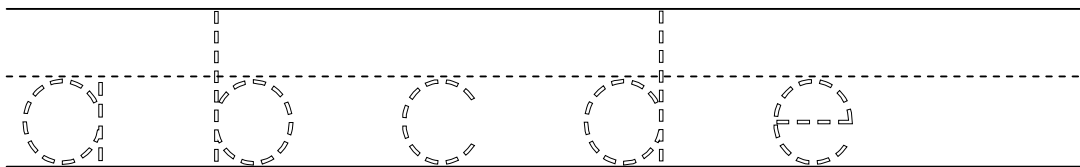


## **PREFACE**

This book is aimed at very early learners, PreK through to Grade 2. Of course there is no hard and fast rule. Many young learners may master the alphabet more rapidly than another learner of the same age, or may take a little longer to master the alphabet than other children of the same age.

This book is a fun activity book compiled to assist early learners with recognising the appearance and sequence of the 26 letters of the alphabet, as well as numbers 0-9. Tracing and writing exercises will assist your child in familiarising himself or herself with the formation of the letters and numbers. As with anything it is my belief that children should be allowed to develop at their own pace. The repetitiveness of the tracing exercises should be broken with other activities.

TRACE THE LETTERS OF THE ALPHABET



TRACE THE LETTERS OF THE ALPHABET

a b c d e f

g h i j k l m

n o p q r s

t u v w x y

z

TRACE THE LETTERS OF THE ALPHABET in your favourite colours

a b c d e f

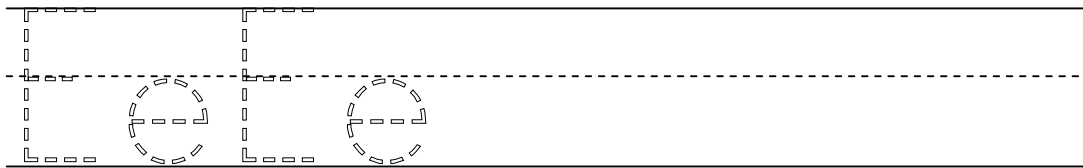
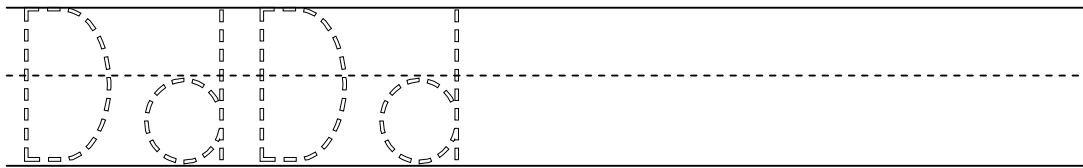
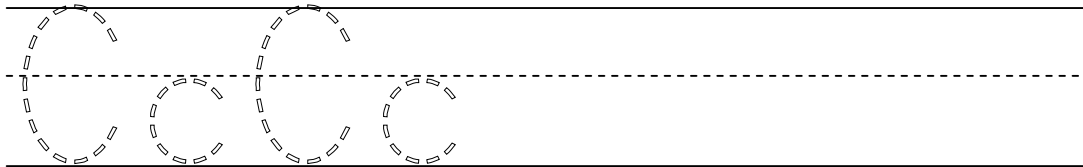
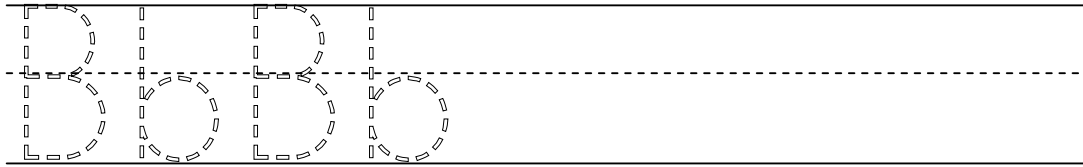
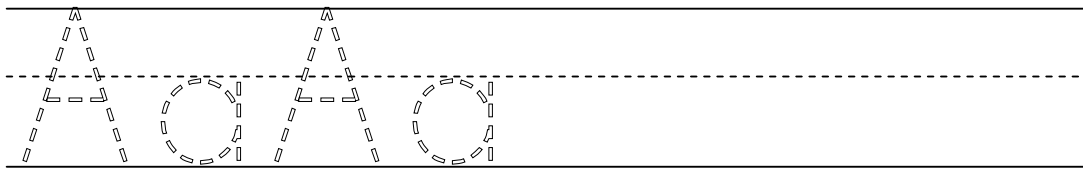
g h i j k l m

n o p q r s

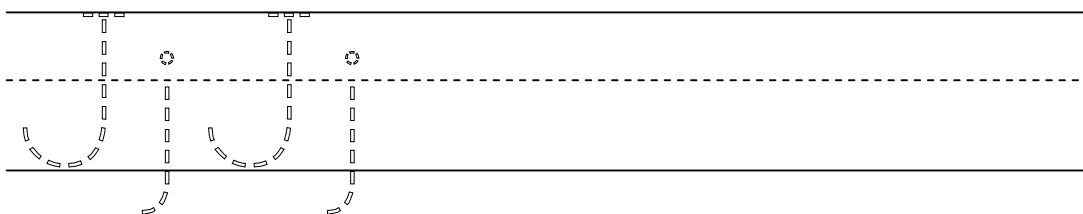
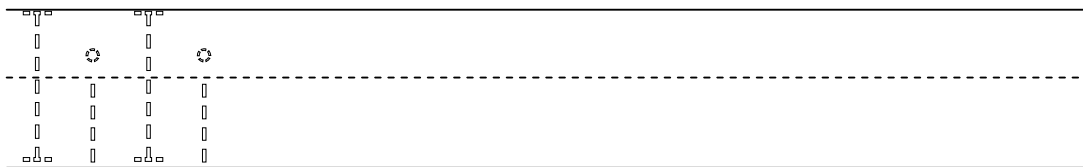
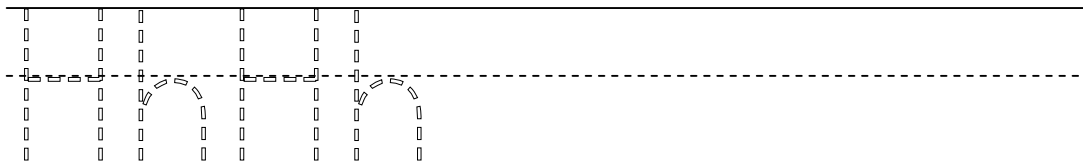
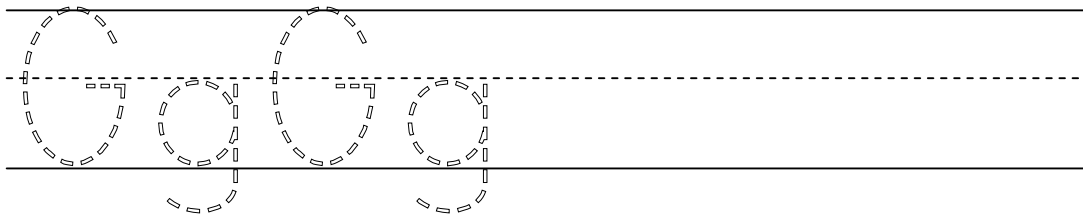
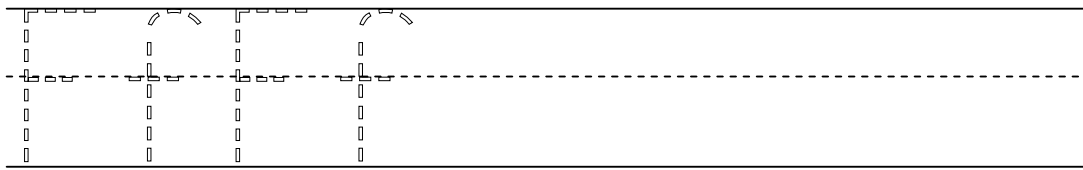
t u v w x y

z

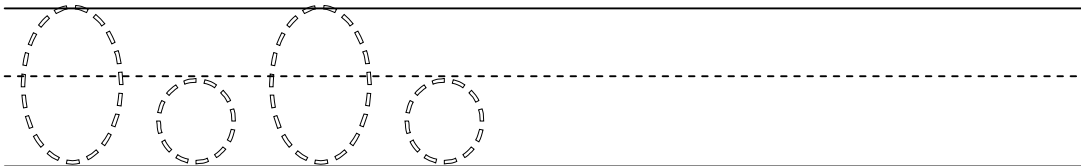
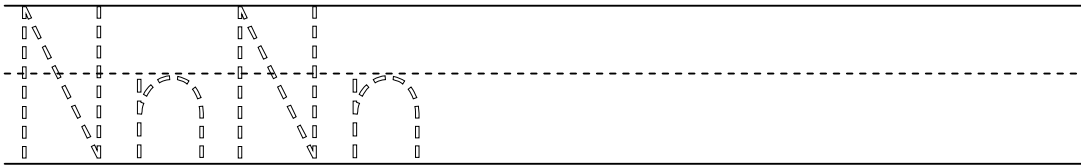
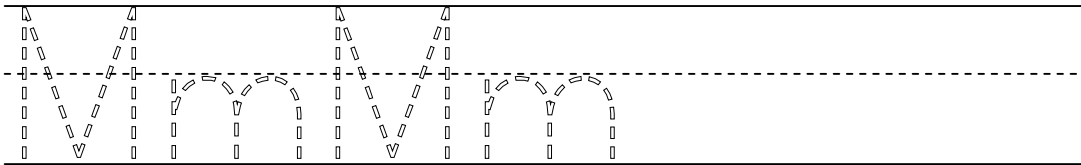
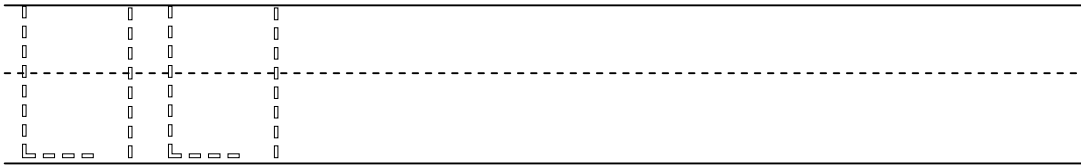
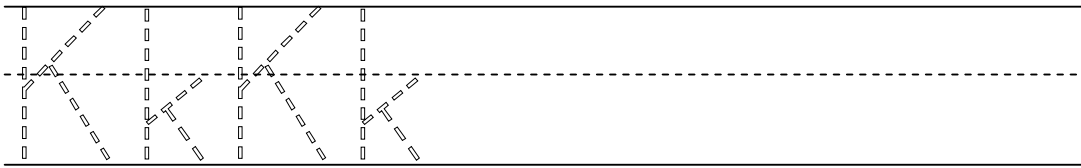
Trace the letters below – both upper case (big) and lower case (small) – then copy each pair twice in the free space on the right-hand side:



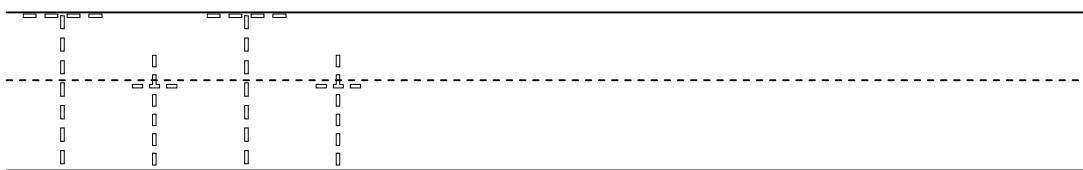
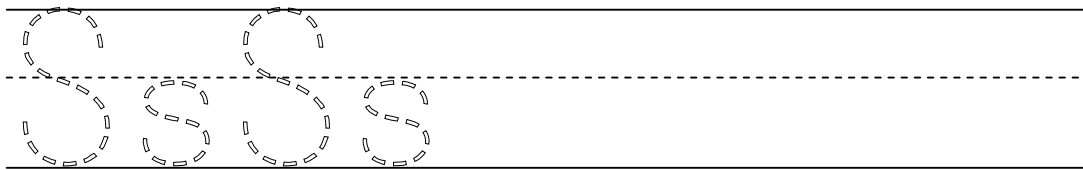
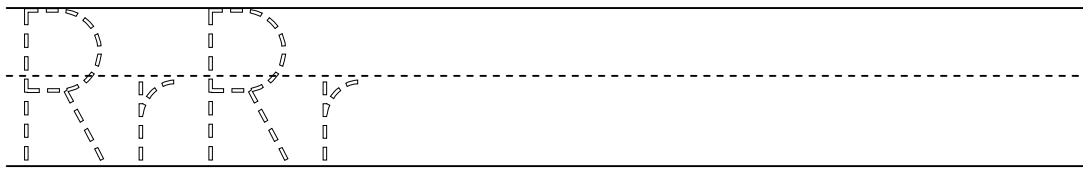
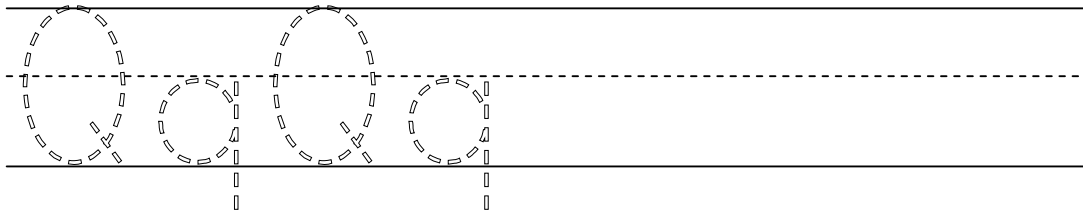
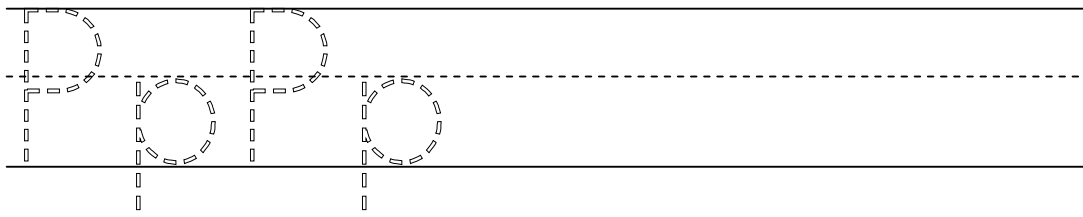
Trace the letters below – both upper case (big) and lower case (small) – then copy each pair twice in the free space on the right-hand side:



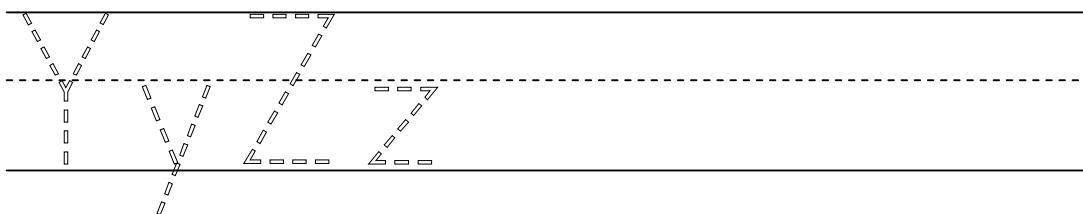
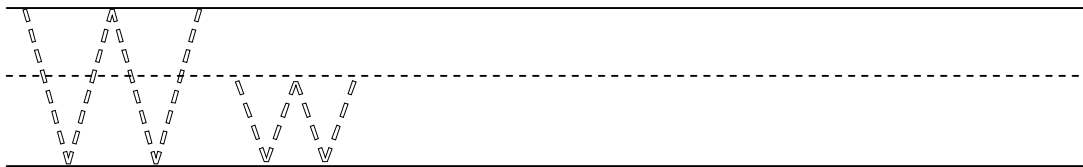
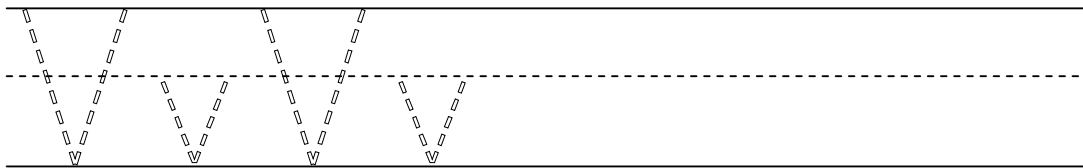
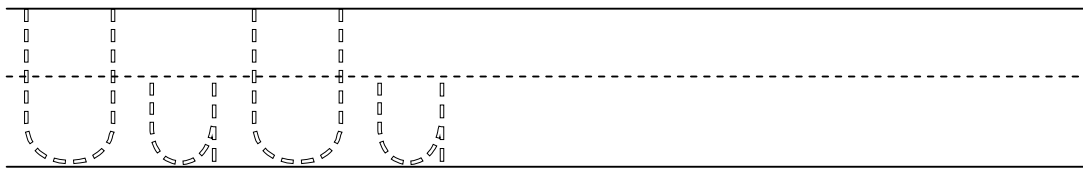
Trace the letters below – both upper case (big) and lower case (small) – then copy each pair twice in the free space on the right-hand side:



Trace the letters below – both upper case (big) and lower case (small) – then copy each pair twice in the free space on the right-hand side:



Trace the letters below – both upper case (big) and lower case (small) – then copy each pair twice in the free space on the right-hand side:



TRACE THE LETTERS OF THE ALPHABET

AAaa BBbb CCcc DDdd

EEee FFff GGgg HHhh

IIii JJjj KKkk LLll MMmm

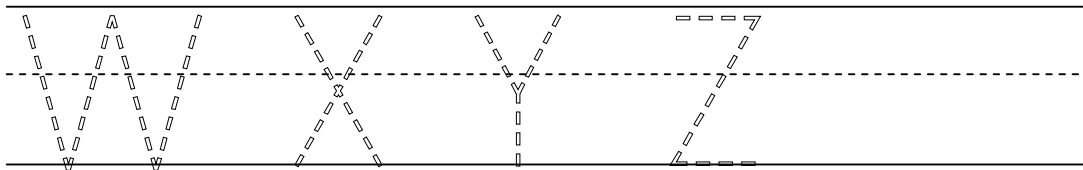
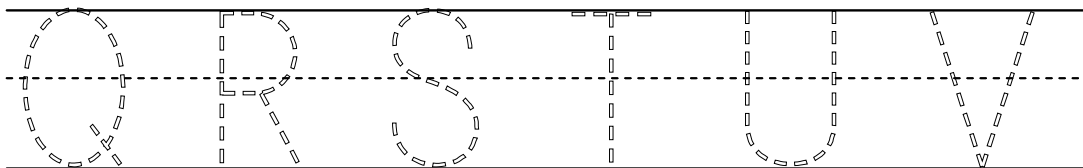
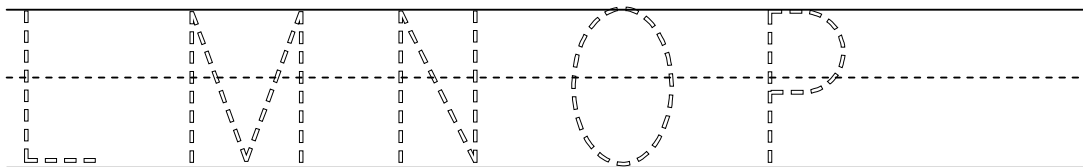
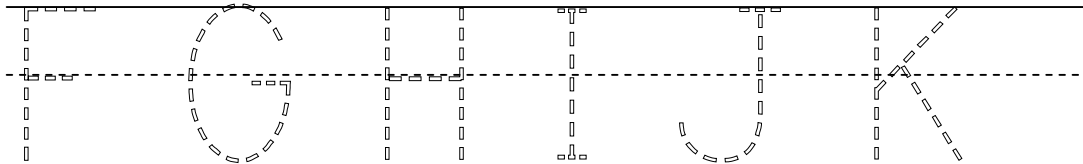
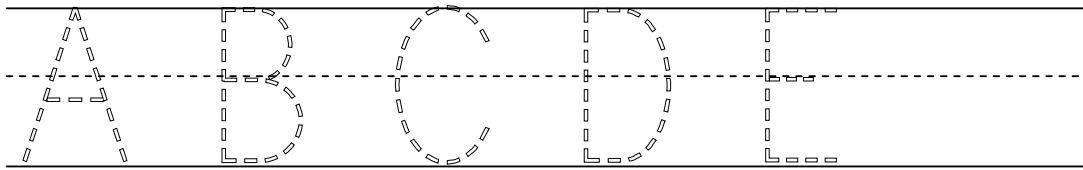
NNnn OOoo PPpp QQqq

RRrr SSss TTtt UUuu

VVvv WWww XXxx YYyy

ZZzz 1 2 3 4 5 6 7 8 9 0

TRACE THE LETTERS OF THE ALPHABET



TRACE THE LETTERS OF THE ALPHABET

A B C D E F

G H I J K L

M N O P Q

R S T U V

W X Y Z

TRACE THE LETTERS OF THE ALPHABET

A B C D E F

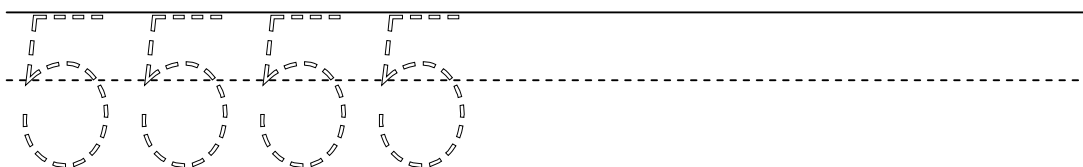
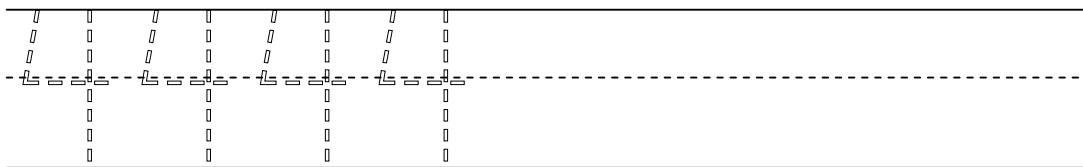
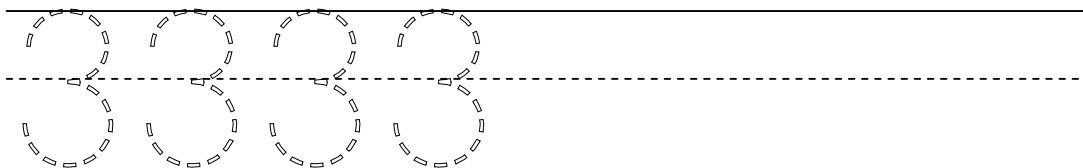
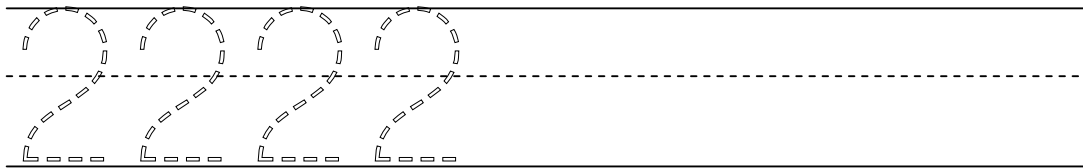
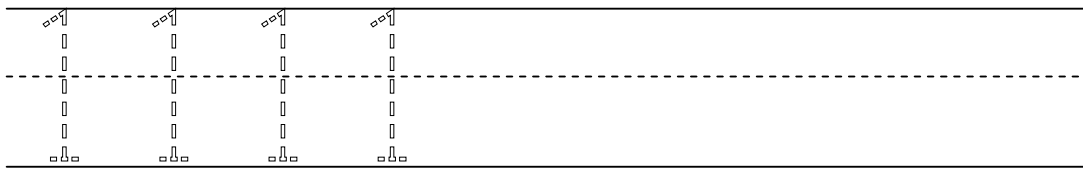
G H I J K L

M N O P Q

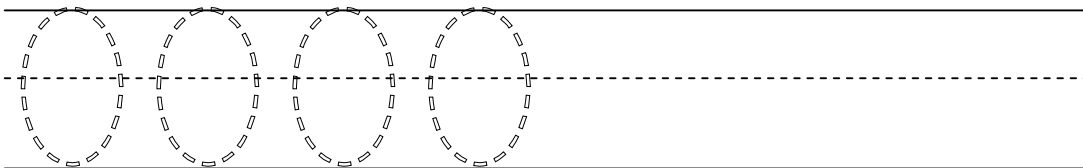
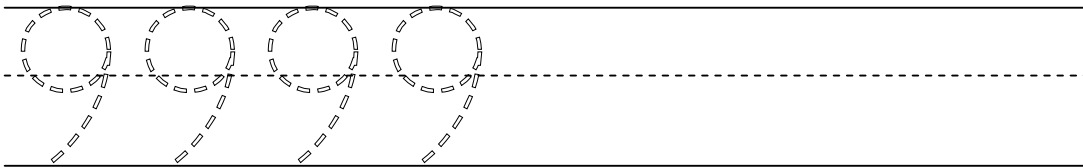
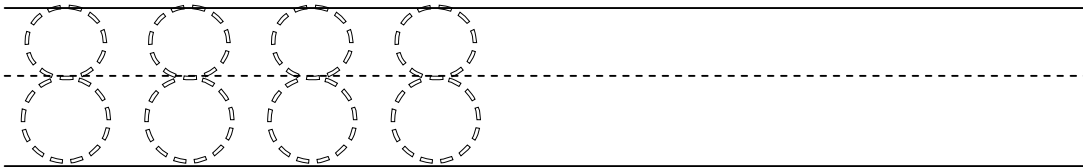
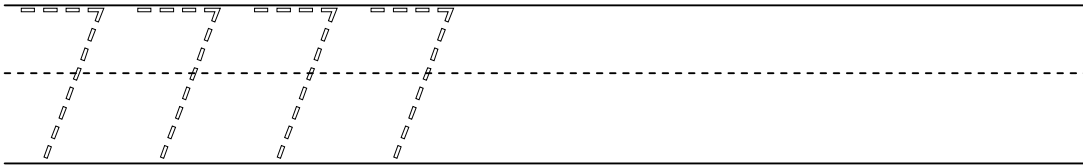
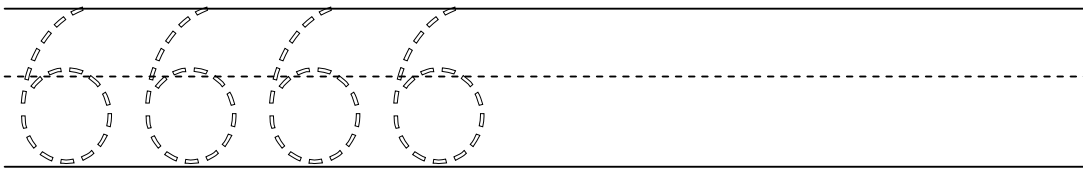
R S T U V

W X Y Z

Trace the numbers below, then copy each one several times in the free space on the right-hand side:



Trace the numbers below, then copy each one several times in the free space on the right-hand side:







Which letter is in the wrong place? Put a circle around it and write the correct letter:

1. o p q l s t

2. m n o p q y

3. a b o d e f

4. k l n m o p

5. u v w h y z

6. d e f p h i

7. n o y q r s

8. q r s t o v

9. c d a f g h

10. h i g k l m

Answers:

1. o p q r s t

2. m n o p q r

3. a b c d e f

4. k l m n o p

5. u v w x y z

6. d e f g h i

7. n o p q r s

8. q r s t u v

9. c d e f g h

10. h i j k l m

Fill in the gaps:

1. a \_\_\_ c \_\_\_ e \_\_\_ \_\_\_ h
2. d \_\_\_ \_\_\_ g \_\_\_ i j \_\_\_
3. \_\_\_ t \_\_\_ v \_\_\_ x y \_\_\_
4. \_\_\_ k \_\_\_ \_\_\_ n \_\_\_ p \_\_\_
5. m n \_\_\_ \_\_\_ q \_\_\_ s \_\_\_
6. q \_\_\_ \_\_\_ \_\_\_ u \_\_\_ w \_\_\_
7. \_\_\_ i j k \_\_\_ \_\_\_ \_\_\_ o
8. b \_\_\_ d \_\_\_ f \_\_\_ \_\_\_ \_\_\_
9. l \_\_\_ n \_\_\_ \_\_\_ q \_\_\_ s
10. p q \_\_\_ \_\_\_ t \_\_\_ v \_\_\_
11. e \_\_\_ \_\_\_ h \_\_\_ j \_\_\_ l
12. \_\_\_ \_\_\_ \_\_\_ m \_\_\_ \_\_\_ \_\_\_ \_\_\_
13. b \_\_\_ \_\_\_ \_\_\_ f \_\_\_ \_\_\_ i
14. r \_\_\_ \_\_\_ \_\_\_ \_\_\_ \_\_\_ \_\_\_ \_\_\_
15. \_\_\_ \_\_\_ \_\_\_ \_\_\_ \_\_\_ \_\_\_ \_\_\_ h
16. \_\_\_ \_\_\_ \_\_\_ \_\_\_ \_\_\_ \_\_\_ \_\_\_ t
17. \_\_\_ \_\_\_ \_\_\_ \_\_\_ \_\_\_ \_\_\_ \_\_\_ y
18. \_\_\_ \_\_\_ \_\_\_ \_\_\_ \_\_\_ \_\_\_ \_\_\_ p
19. \_\_\_ \_\_\_ \_\_\_ \_\_\_ \_\_\_ \_\_\_ \_\_\_ i
20. \_\_\_ \_\_\_ \_\_\_ \_\_\_ \_\_\_ \_\_\_ \_\_\_ z

Answers:

1. abcdefgh
2. defghijk
3. stuvwxyz
4. jklmnopq
5. mnopqrst
6. rstuvwxy
7. hijklmno
8. bcdefghi
9. lmnopqrs
10. pqrstuvwxyz
11. efghijkl
12. jklmnopq
13. bcdefghi
14. rstuvwxy
15. abcdefgh
16. mnopqrst
17. rstuvwxy
18. ijklmnop
19. bcdefghi
20. stuvwxyz

Write the next five letters in each line:

1. o p q r \_\_\_\_\_

2. m n o p \_\_\_\_\_

3. a b c d \_\_\_\_\_

4. k l m n \_\_\_\_\_

5. r s t u \_\_\_\_\_

6. d e f g \_\_\_\_\_

7. n o p q \_\_\_\_\_

8. q r s t \_\_\_\_\_

9. c d e f \_\_\_\_\_

10. h i j k \_\_\_\_\_

Answers:

1. o p q r s t u v w

2. m n o p q r s t u

3. a b c d e f g h i

4. k l m n o p q r s

5. r s t u v w x y z

6. d e f g h i j k l

7. n o p q r s t u v

8. q r s t u v w x y

9. c d e f g h i j k

10. h i j k l m n o p

The page contains ten sets of handwriting lines, each consisting of three horizontal lines: a solid top line, a dashed middle line, and a solid bottom line. These lines are spaced evenly down the page to provide a guide for letter height and placement during tracing practice.

Acknowledgements, Thanks & Terms of Use

We would love to hear your comments on this workbook. If you have a moment please email your comments and suggestions to [feedback@staidenshomeschool.com](mailto:feedback@staidenshomeschool.com)

Other Volumes In Our Series Of Workbooks

AFRICA  
ALPHABET, VOWELS & CONSONANTS  
ANIMALS  
COLOURS, SHAPES, PUZZLES  
DOLCH WORDS , WORD FAMILIES & PHONICS  
NUMBERS AND COUNTING

© All rights reserved. Digital duplication, electronic transmission or posting of the contents contained, printing, photocopying, and/or distribution of copies of content is prohibited with the exception of the purchaser reproducing as many copies as necessary for use by their own family or single classroom. Altering, amending, or reproducing portions of this document or the contents contained herein, in any other than the original format is prohibited. Every caution has been taken to ensure that the information contained herein is accurate. However by the use of this product the user absolves Donnette E Davis and/or St Aiden's Homeschool and/or her/its duly authorised representative/s from any liability or obligation arising out of the use hereof whatsoever. Any changes to these terms and conditions must be made in writing and agreed to by all parties involved.

Wikipedia, Public Domain images and my own personal collection of PD images purchased & licensed through Green Label Clipart Collection have been used in this eBook.

Donnette E Davis © 2009  
St Aiden's Homeschool, South Africa  
P O Box 13720  
Cascades  
3202  
KwaZulu-Natal  
Republic of South Africa  
[www.staidenshomeschool.com](http://www.staidenshomeschool.com)