

St Aiden's Homeschool South Africa



The 12 Days of Christmas Reading, Writing, Tracing Activity Book

Images Licensed by www.inmagine.com

Name: _____

Date: _____

Introduction

At the beginning of the book you will see a short history of how the song came about, and what are believed to be the true Christian Origins of the song. Of course these have been interpreted in many different ways over the years. I like to believe these are the original meanings of the verses. Of course whether or not anyone has any different ideas or ideals, please still enjoy the activities in this workbooks aimed at celebrating this wonderful season with your little ones.

I have to thank www.imagine.com who was the only internet site (and I searched hundreds – so did everyone else) who was able to provide me with the images at a price that will not break the bank. They are © and are specifically licensed to me so please do not upload them to any other internet sites or extract them from this unit. Below is an index of what you can expect to find in this workbook.

General Information, History & Origins

Tracing

The entire song is now written in a tracing font for your child to trace over and familiarize him or herself with the words.

Copywork

On the following pages we will focus on each stanza (verse) of the song. The longer verses we will focus on the first few lines. You will need to trace over the words and then try to copy it on the lines on the page below.

Activities

Before the copywork will be some fun puzzles, a wordsearch and matching games.

Sheet Music

Sheet music if you or anyone has a piano nearby can be found on the website.

Information, History and Origins

The 12 Days of Christmas is an English Christmas carol that dates back to the 16th century.

Fast Facts:

1. First published in 1780
2. Frederick Austin wrote the standard arrangement of the song

According to popular tradition, Roman Catholics in England were not permitted to practice their faith openly from 1558 until 1829. During that era this carol was written as a catechism song for young Catholics. It has two levels of meaning: the surface meaning plus a hidden meaning known only to members of their church. Each element in the carol has a code word for a religious reality

The True Meaning of the 12 Days of Christmas

The partridge in a pear tree was Jesus Christ. A partridge will often pretend to be injured to draw attention to herself and away from her young to protect them from danger. Because of its self sacrifice the partridge was used to represent Christ.

Two turtle doves were the Old and New Testaments. Because they have one mate for life the turtle doves represent enduring relationships, such as the unbreakable bond between the Old and New Testaments.

Three French hens stood for the Holy Trinity - Father, Son and Holy Spirit.

The four calling birds were the four gospels of Matthew, Mark, Luke & John.

The five golden rings recalled the Torah or Law, the first five books of the Old Testament.

The six geese a-laying stood for the six days of creation as eggs represent new life.

Seven swans a-swimming represent the seven gifts of the Holy Spirit - Prophecy, Service, Teaching, Encouragement, Giving, Leadership, and Mercy.

The eight maids a-milking stand for the eight beatitudes which Jesus gave in the Sermon on the Mount to spell out blessings for the meek and lowly.

Nine ladies dancing represent the fruit of the Spirit - Love, Joy, Peace, Patience, Kindness, Goodness, Faithfulness, Gentleness, and Self Control.

The ten lords a-leaping stand for the law and leadership symbolised by the Ten Commandments.

The eleven pipers piping stood for the eleven disciples who remained faithful to Christ.

The twelve drummers drumming represented the twelve points of belief in the Apostles' Creed

THE TWELVE DAYS OF CHRISTMAS

(Lyrics)



On the **first** day of Christmas,
My true love sent to me
A partridge in a pear tree.

On the **second** day of Christmas,
My true love sent to me
Two turtle doves
And a partridge in a pear tree.

On the **third** day of Christmas,
My true love sent to me
Three French hens,
Two turtle doves
And a partridge in a pear tree.

On the **fourth** day of Christmas,
My true love sent to me
Four calling birds,
Three French hens, two turtle doves
And a partridge in a pear tree.



On the **fifth** day of Christmas,
My true love sent to me
Five golden rings.
Four calling birds, three French hens, two turtle doves
And a partridge in a pear tree.

On the **sixth** day of Christmas,
My true love gave to me
Six geese a-laying,
Five golden rings.
Four calling birds, three French hens, two turtle doves
And a partridge in a pear tree.

On the **seventh** day of Christmas,
My true love gave to me
Seven swans a-swimming,
Six geese a-laying,
Five golden rings.
Four calling birds, three French hens, two turtle doves
And a partridge in a pear tree.

On the **eighth** day of Christmas,
My true love gave to me
Eight maids a-milking,
Seven swans a-swimming, six geese a-laying,
Five golden rings.
Four calling birds, three French hens, two turtle doves
And a partridge in a pear tree.

On the **ninth** day of Christmas,
My true love gave to me
Nine ladies dancing,
Eight maids a-milking, seven swans a-swimming, six
geese a-laying,
Five golden rings.
Four calling birds, three French hens, two turtle doves
And a partridge in a pear tree.

On the **tenth** day of Christmas,



My true love gave to me
Ten lords a-leaping,
Nine ladies dancing, eight maids a-milking, seven
swans a-swimming, six geese a-laying,
Five golden rings.
Four calling birds, three French hens, two turtle doves
And a partridge in a pear tree.

On the **eleventh** day of Christmas,
My true love gave to me
Eleven pipers piping,
Ten lords a-leaping, nine ladies dancing, eight maids
a-milking, seven swans a-swimming, six geese a-
laying,
Five golden rings.
Four calling birds, three French hens, two turtle doves
And a partridge in a pear tree.

On the **twelfth** day of Christmas,
My true love gave to me
Twelve drummers drumming,
Eleven pipers piping,
Ten lords a-leaping,
Nine ladies dancing,
Eight maids a-milking,
Seven swans a-swimming,
Six geese a-laying,
Five golden rings.
Four calling birds,
Three French hens,
Two turtle doves
And a partridge in a pear tree.



Graphics under license & ©: <http://www.inmagine.com> With grateful thanks

Trace over the words to the song in your favourite colour

On the first day of
Christmas

My true love sent to
me

A partridge in a
pear tree

On the second day
of Christmas

My true love sent to
me

Two turtle doves

And a partridge in a
pear tree

On the third day of
Christmas

My true love sent to
me

Three French hens

Two turtle doves

And a partridge in a
pear tree

On the fourth day of
Christmas

My true love sent to
me

Four calling birds

Three French hens

two turtle doves

And a partridge in a
pear tree

On the fifth day of
Christmas

My true love sent to
me

Five golden rings

Four calling birds

three French hens

two turtle doves

And a partridge in a
pear tree

On the sixth day of
Christmas

My true love gave to
me

Six geese a laying

Five golden rings

Four calling birds

three French hens

two turtle doves

And a partridge in a

pear tree

On the seventh day
of Christmas
My true love gave to
me
Seven swans a
swimming
Six geese a laying
Five golden rings
Four calling birds
three French hens
two turtle doves

And a partridge in a
pear tree

On the eighth day of
Christmas

My true love gave to
me

Eight maids a milking

Seven swans a
swimming

six geese a laying
five golden rings
four calling birds
three French hens
two turtle doves
and a partridge in a
pear tree

On the ninth day of
Christmas
My true love gave to

me

nine ladies dancing

eight maids a milking

seven swans a

swimming

six geese a laying

five golden rings

four calling birds

three French hens

two turtle doves

and a partridge in a

pear tree

On the tenth day of
Christmas

My true love gave to
me

ten lords a leaping
nine ladies dancing
eight maids a milking

seven swans a
swimming six geese

a laying
five golden rings
four calling birds
three French hens
two turtle doves
and a partridge in a
pear tree

On the eleventh day
of Christmas
My true love gave to

me

eleven pipers piping

Ten lords a leaping

nine ladies dancing

eight maids a milking

seven swans a

swimming

six geese a laying

five golden rings

four calling birds

three French hens

two turtle doves
and a partridge in a
pear tree

On the twelfth day
of Christmas

My true love gave to
me

twelve drummers
drumming

eleven pipers piping

ten lords a leaping
nine ladies dancing
eight maids a milking
seven swans a
swimming
six geese a laying
five golden rings
four calling birds
three French hens
two turtle doves

and a partridge in a
pear tree

Find the words from the **12 Days of Christmas** song (listed at the bottom) in this Christmas word search puzzle. Circle each letter one by one. Each letter of 12 Days of Christmas word search grid may be used in more than one word. **When the word Search puzzle is complete, read the remaining letters left to right, top to bottom, to learn an interesting fact about the 12 Days of Christmas.**

12 Days of Christmas Word Search Puzzle


T H C E T W E G N I M M I W S
 L E A P I N G L V E D A Y S O
 F C L H R I S T M S A S S S S
 T A L E E R T R A E P D R N T
 S W I I D T H C H V R R A G I
 S G N I R N E D L O G W N S T
 N M G A U S D E L D S I A Y A
 E N B D M F S D I E K N G I S
 H H I E M E S R P L O N N T H
 H E R E E V E U I T A O I F S
 C E D G R P I M P R P D P D H
 N A S N S Y T M E U H E I F I
 E F T H E G D I R T R A P E D
 R G N I Y A L N S A M Y O F S
 F J A N U A R G N I C N A D Y

12 Days of Christmas WORD LIST

PARTRIDGE	MAIDS
PEAR TREE	MILKING
TURTLE DOVES	LADIES
FRENCH HENS	DANCING
CALLING BIRDS	LORDS
GOLDEN RINGS	LEAPING
GEESE	PIPERS
LAYING	PIPING
SWANS	DRUMMERS
SWIMMING	DRUMMING

Cut out the pictures on the next page and paste them in the blocks next to the correct day of Christmas word. There are pictures in black and white (missed) or colour pictures in order. Try both.

first		second	
third		fourth	
fifth		sixth	
seventh		eighth	
ninth		tenth	
eleventh		twelfth	



Write the correct number for the picture.









Write the correct number for the picture.









Write the correct number for the picture.









Draw a line between the picture and the correct words.



COW



maid



drum



ring



pipe



partridge

Picture Flash Cards

Print on cardstock and laminate for protection. Cut out flash cards for sight words.
Not all words have accompanying picture cards.

first




second



third



fourth



fifth



sixth

Picture Flash Cards

Print on cardstock and laminate for protection. Cut out flash cards for sight words.
Not all words have accompanying picture cards.



seventh



eighth



ninth



tenth



eleventh



twelfth



On the **first** day of Christmas
My true love sent to me
A partridge in a pear tree

A series of horizontal lines for writing, consisting of a solid top line, a dashed middle line, and a solid bottom line, repeated multiple times.



On the **second** day of Christmas,
My true love sent to me
Two turtle doves
And a partridge in a pear tree

Handwriting practice lines consisting of solid top and bottom lines with a dashed middle line, repeated 10 times.



On the **third** day of Christmas,
My true love sent to me
Three French hens,
Two turtle doves
And a partridge in a pear tree

Handwriting practice lines consisting of 10 sets of three horizontal lines (top, dashed middle, bottom) for writing practice.



On the **fourth** day of
Christmas,
My true love sent to me
Four calling birds

Handwriting practice lines consisting of multiple sets of three horizontal lines (top solid, middle dashed, bottom solid) for writing.



On the **fifth** day of Christmas,
My true love sent to me
Five golden rings

Handwriting practice lines consisting of 10 sets of horizontal lines. Each set includes a solid top line, a dashed middle line, and a solid bottom line.



On the **sixth** day of
Christmas,
My true love gave to me
Six geese a-laying

Handwriting practice lines consisting of solid top and bottom lines with a dashed middle line. There are 10 sets of these lines provided for writing practice.



On the **seventh** day of
Christmas,
My true love gave to me
Seven swans a-swimming

Handwriting practice lines consisting of solid top and bottom lines with a dashed middle line, repeated 10 times.



On the **eighth** day of
Christmas,
My true love gave to me
Eight maids a-milking

Handwriting practice lines consisting of multiple sets of three horizontal lines (top solid, middle dashed, bottom solid) for tracing and writing.



On the **ninth** day of
Christmas,
My true love gave to me
Nine ladies dancing

Handwriting practice lines consisting of solid top and bottom lines with a dashed middle line, repeated multiple times for writing practice.



On the **tenth** day of
Christmas,
My true love gave to me
Ten lords a-leaping

Handwriting practice lines consisting of solid top and bottom lines with a dashed middle line, repeated multiple times for writing practice.



On the **eleventh** day of
Christmas,
My true love gave to me
Eleven pipers piping

Handwriting practice lines consisting of multiple sets of three horizontal lines (top, dashed middle, bottom) for writing practice.



On the **twelfth** day of
Christmas,
My true love gave to me
Twelve drummers drumming

Handwriting practice lines consisting of solid top and bottom lines with a dashed middle line, repeated 12 times.

Santa Tic-Tac-Tow

Fun, easy, and perfect for young children! Let them pair up and play as many times as they want, or challenge them to a playoff where winners play winners until only one is left standing! With reusable chips, just clear the board when you're done...and this game could last all day!

Time to play: 2 minutes

Players: play in pairs

Winners: 1 per pair

How to Play: Play in pairs. Just like traditional tic-tac-toe, each player takes a turn to place a single chip, trying to get 3 in a row. Print the tokens onto cardstock and the board (on next page) and laminate for protection, or place in plastic sleeve for protection.






Tic-Tac-Toe





Study the picture on the right. Use the grid below to draw the partidge. Print this page a few times to practice. Have fun!

Right 



Study the picture on the right. Use the grid below to draw the partridge. Print this page a few times to practice. Have fun!

Right



Print this page on cardstock and laminate for protection. Cut out the pieces and join together again to make the puzzle. Have fun!

Young children should be supervised when undertaking crafts on any nature involving glue, scissors, household appliances etc.



We would love to hear your comments on this workbook. If you have a moment please email your comments and suggestions to feedback@staidenshomeschool.com

Other Volumes In Our Series Of Workbooks

AFRICA
CHRISTMAS
ALPHABET, VOWELS & CONSONANTS
ANIMALS
COLOURS, SHAPES, PUZZLES
DOLCH WORDS
NATURE
NUMBERS
PHONICS
WORD FAMILIES

This unit is provided free of charge by St Aiden's Homeschool, South Africa, for personal and classroom use in the interests of furthering home education in Africa and internationally. Please feel free to share it with family, friends and students in its entirety, without addition, amendment or omission. This unit may NOT be sold under any circumstances. Thank you for respecting international copyright laws.

Please exercise the utmost caution when little ones are undertaking crafts and activities using paste, glue, scissors, household appliances, beads or any items of a small nature. Adult supervision is ALWAYS recommended. Use of this ebook is done at the user's own risk. Please familiarise yourself with our Terms of Use, Disclaimer and Safety Guide on www.staidenshomeschool.com

Once again, like much of the information I utilise it is public domain, such as the words to this song. It is never my intention to infringe any form of copyright laws. If you do come across something that has unwittingly been included in one of my workbooks that is not public domain please let me know so that I may remedy the situation immediately. Thank you.

Donnette E Davis
St Aiden's Homeschool
Pietermaritzburg
South Africa

www.staidenshomeschool.com

Filename: THE TWELVE DAYS OF CHRISTMAS
Directory: C:\Documents and Settings\DONNETTE DAVIS\My
Documents\our books\christmasbooks
Template: C:\Documents and Settings\DONNETTE
DAVIS\Application Data\Microsoft\Templates\Normal.dot
Title: THE TWELVE DAYS OF CHRISTMAS
Subject:
Author: DONNETTE DAVIS
Keywords:
Comments:
Creation Date: 11/30/2007 11:50:00 AM
Change Number: 13
Last Saved On: 12/25/2007 12:14:00 PM
Last Saved By: DONNETTE DAVIS
Total Editing Time: 1,863 Minutes
Last Printed On: 12/25/2007 12:15:00 PM
As of Last Complete Printing
Number of Pages: 50
Number of Words: 5,609 (approx.)
Number of Characters: 31,974 (approx.)