

MULTIPLE MEANING BUGS

Objective

The student will identify the meaning of words.

Materials

- Bug Work Board - *Copy on card stock, laminate, and cut out.*
- Multiple meaning word cards - *Copy on card stock, laminate, and cut out.*
- Word definition cards - *Copy on card stock, laminate, and cut out.*
- Multiple Meaning Bug student sheet
- Pencils

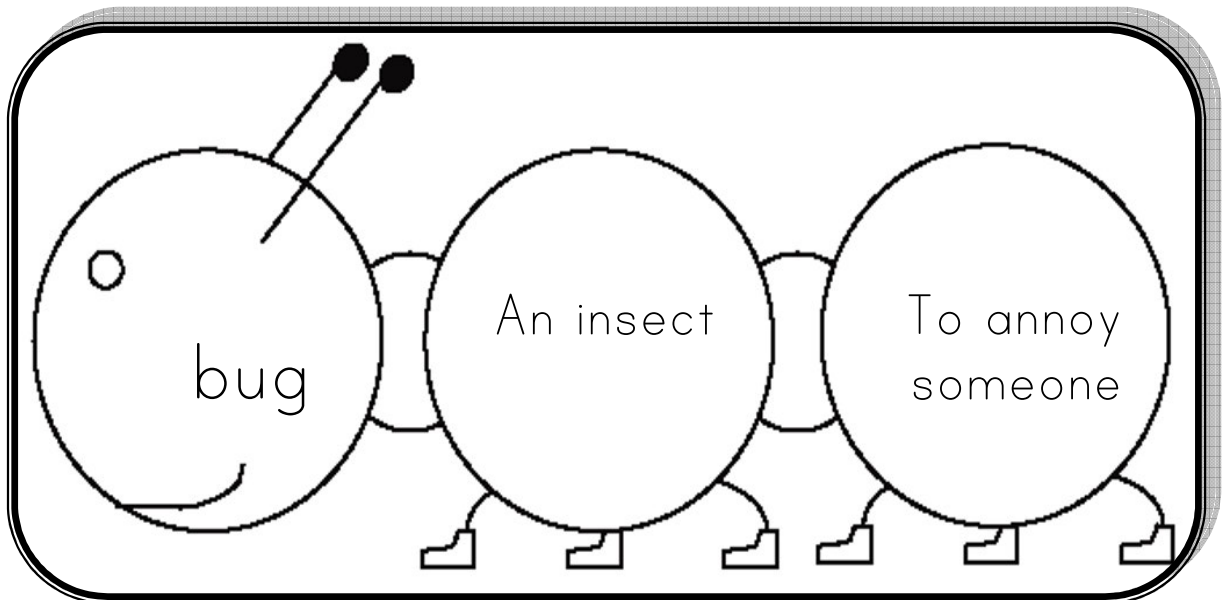
Activity

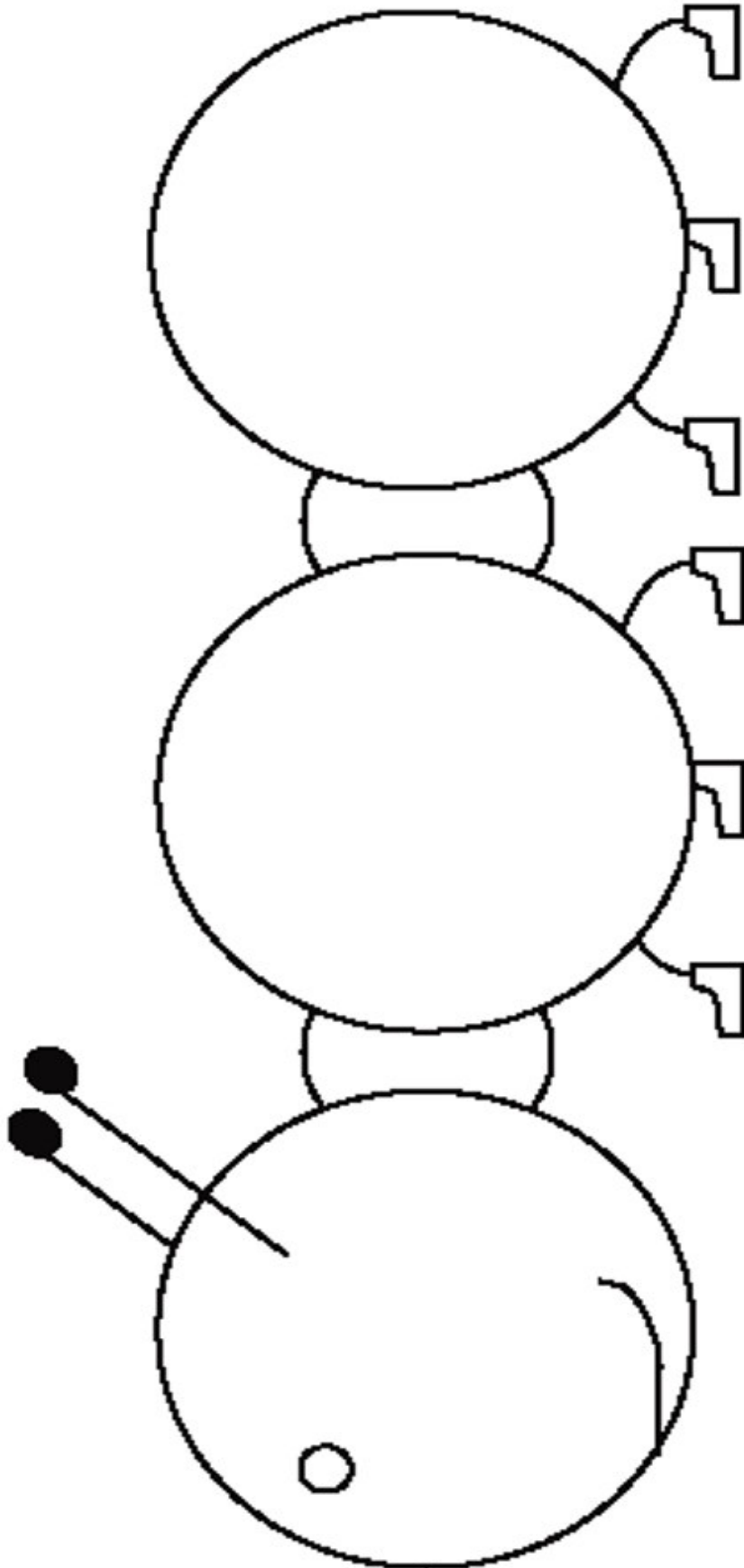
Students sort multiple meanings of words and record on bug patterns.

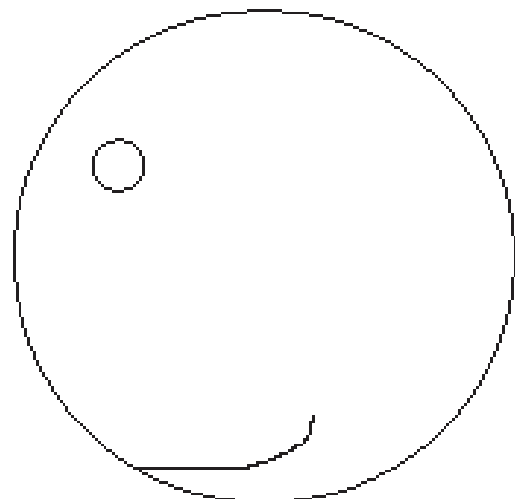

1. Place Bug Work Board, word cards, and definition cards at the centre.
2. The student places the word cards in the "head" position on the work boards. Matches the definition cards to word cards by placing on the word board to complete the bug's body.
3. Selects two words and definitions from the word boards and records the words on the student sheet.
4. Teacher evaluation

Extensions and Adaptations

Find other words with multiple meanings in the dictionary to record on student sheet. Trace, cut, and glue three circles together; add antenna, six legs, and eyes to make a "bug" to write words and meanings.







insect

**to annoy
someone**

**sound a dog
makes**

**outside covering
of a tree**

a flying mammal

**a big stick used
to hit a ball**

**a covering for
the head**

lid for a bottle

a stone

a type of music

